

GENERAL NOTES

- G1. This drawing is to be read in conjunction with all the relevant Architect's and Engineers' drawings and specifications.
- G2. Do not scale off this drawing. All details and dimensions are to be checked by the Contractor and Manufacture on site prior to commencement of construction/fabrication. Any existing dimensions noted on this drawing are to be checked by the contractor prior to commencement of the works.
- G3. Any discrepancies are to be reported to the Engineer.
- G4. All dimensions are in millimetres unless noted otherwise. All levels are in metres relative to Ordnance Datum (OD) at Malin Head.
- G5. All proprietary materials and products shall be installed and used in accordance with the manufacturer's details and specification.
- G6. The design of temporary works and the provision of stability of all elements of the work during Construction is the responsibility of the Contractor.

REFERENCE DRAWINGS

- 2535-RHA-XX-DR-C-GA-000_R1 GA Detail Design.
2535-RHA-XX-DR-S-SKP001 Key Plan New Bridges.

© Ordnance Survey Ireland. All Rights Reserved.
Licence No. 2019/09/CCMA/Limerick City & County Council

REV	DATE	DESCRIPTION	DRG	CHK	APD
-	17.05.2022	Draft for Approval & Planning Purposes	ASM	PGS	BL

DRAWING STATUS
 PRELIMINARY CONTRACT TENDER CONSTRUCTION
 FOR APPROVAL FOR YOUR INFORMATION AS CONSTRUCTED DRAFT



1 Galway Business Park,
Dangan, Galway,
H91A3EF (Head Office).
Tel: (091) 587116
Email: info@ryanhanely.ie
Web: www.ryanhanely.ie

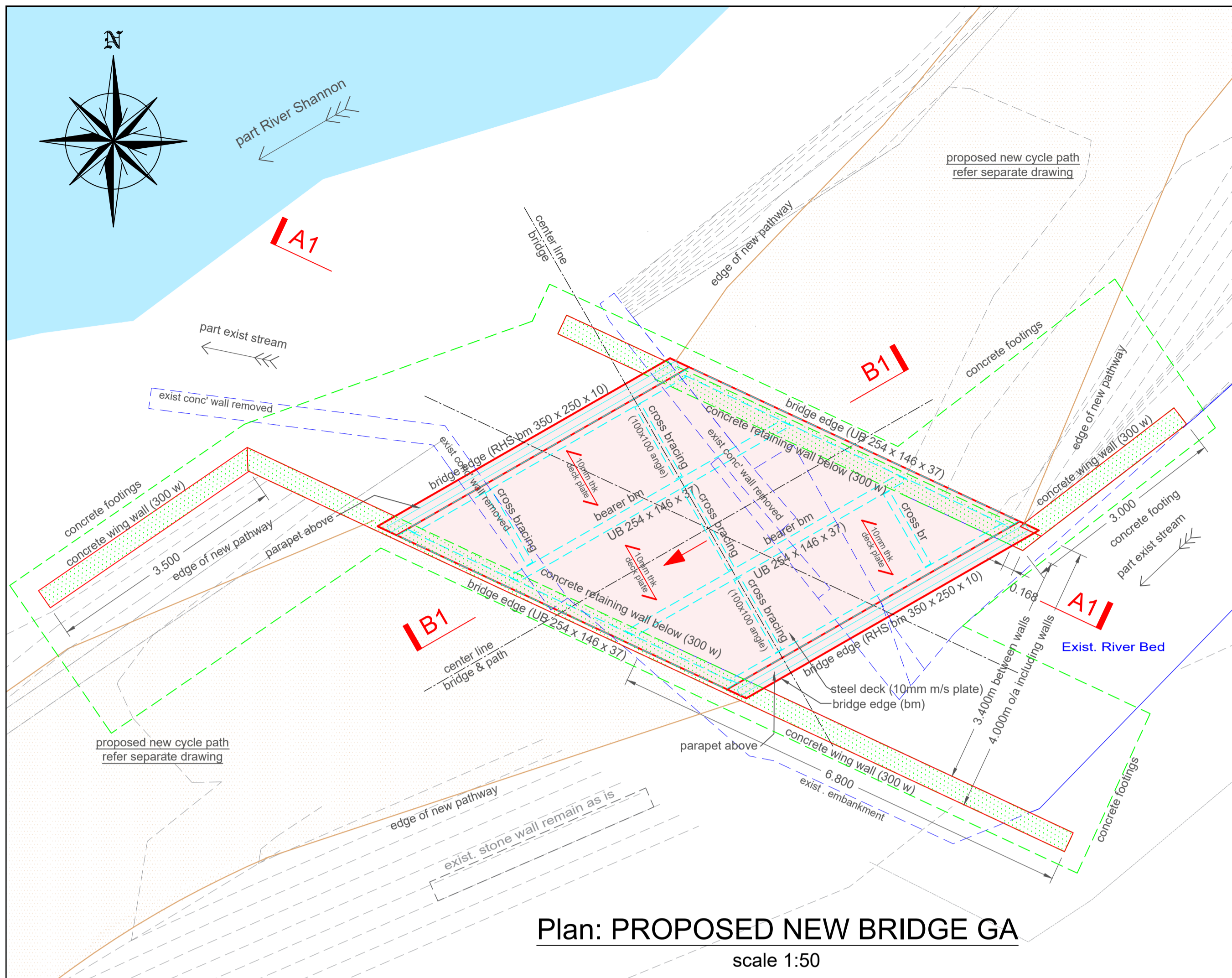
DUBLIN - GALWAY - CASTLEBAR - CORK

CLIENT: Comhairle Cathrach & Contae Luimnigh
Limerick City & County Council

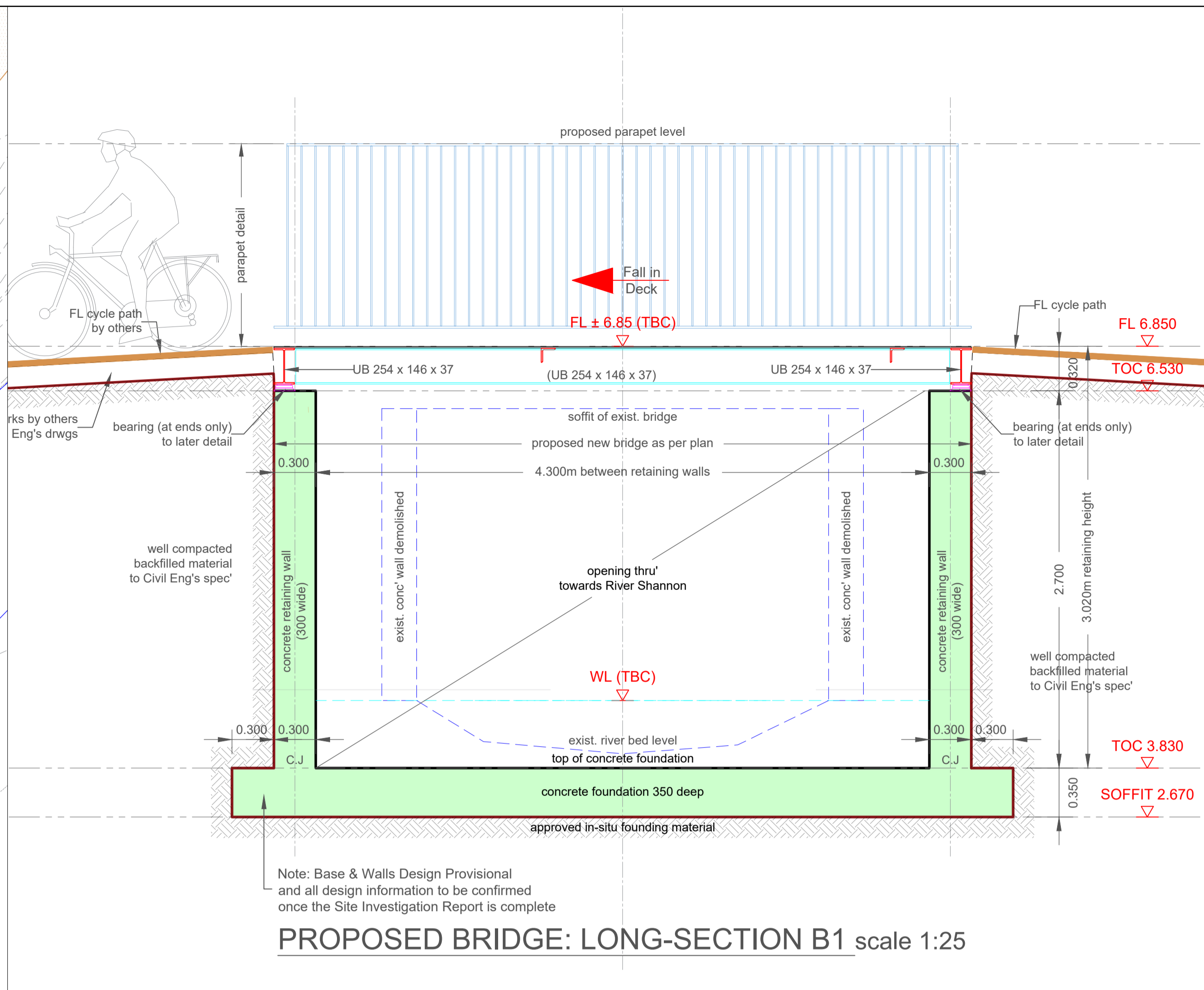
PROJECT: University of Limerick to National Technology Park Cycle Path

TITLE	
BRIDGE 1: EXISTING PLAN ELEVATIONS & SECTIONS	
Sheet 1 of 1	

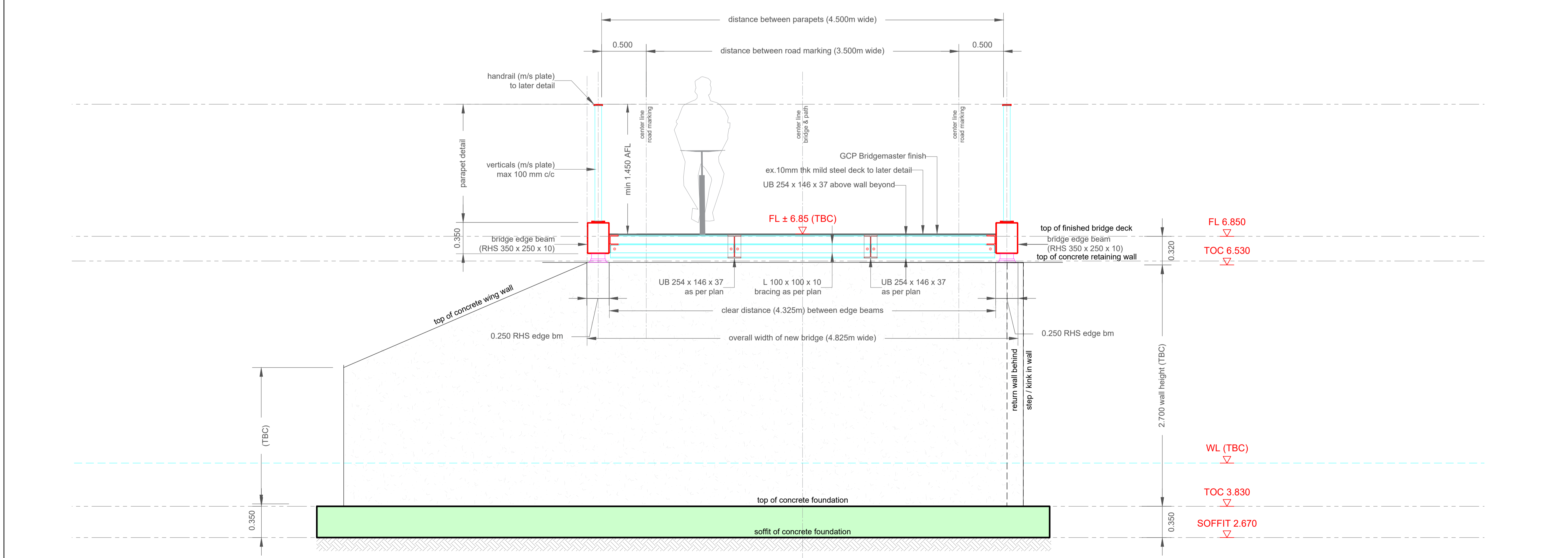
SCALE @ A1	DATE	DRAWN	CHECKED	APPROVED
As Shown	April 2022	ASM	PGS	RW
JOB No.	DRAWING No.	REV.		
2535	RHA-XX-DR-S-SP0010	-		



Plan: PROPOSED NEW BRIDGE GA
scale 1:50



PROPOSED BRIDGE: LONG-SECTION B1 scale 1:25



PROPOSED BRIDGE: SECTIONAL-ELEVATION A1 scale 1:25

GENERAL NOTES

- G1. This drawing is to be read in conjunction with all the relevant Architect's and Engineers' drawings and specifications.
- G2. Do not scale off this drawing. All details and dimensions are to be checked by the Contractor and Manufacture on site prior to commencement of construction/fabrication. Any existing dimensions noted on this drawing are to be checked by the contractor prior to commencement of the works.
- G3. Any discrepancies are to be reported to the Engineer.
- G4. All dimensions are in millimetres unless noted otherwise. All levels are in metres relative to Ordnance Datum (OD) at Malin Head.
- G5. All proprietary materials and products shall be installed and used in accordance with the manufacturer's details and specification.
- G6. The design of temporary works and the provision of stability of all elements of the work during Construction is the responsibility of the Contractor.

REFERENCE DRAWINGS

- 2535-RHA-XX-DR-C-GA-000_R1 GA Detail Design.
- 2535-RHA-XX-DR-S-SKP001 Key Plan New Bridges.
- 2535-RHA-XX-DR-S-SP0010 Existing Plan & Elevations.

NOTE: AWAITING FINAL SITE INVESTIGATION REPORT
Foundations and Walls Design are Provisional, and all the information shown to be confirmed once the Final Site Investigation Report is complete and confirmed.

© Ordnance Survey Ireland. All Rights Reserved.
Licence No. 2019/09/CCMA/Limerick City & County Council

REV	DATE	DESCRIPTION	DRG	CHK	APD
-	17.05.2022	Draft for Approval & Planning Purposes	ASM	PGS	BL

Copyright Ryan Hanley
This drawing must not be reproduced in any form without the prior written consent of Ryan Hanley Consulting Engineers

DRAWING STATUS

<input checked="" type="checkbox"/> PRELIMINARY	<input type="checkbox"/> CONTRACT	<input type="checkbox"/> TENDER	<input type="checkbox"/> CONSTRUCTION
<input type="checkbox"/> FOR APPROVAL	<input type="checkbox"/> FOR YOUR INFORMATION	<input type="checkbox"/> AS CONSTRUCTED	<input type="checkbox"/> DRAFT

RYAN HANLEY
CONSULTING ENGINEERS
1 Galway Business Park,
Dangan, Galway,
H91A3EF (Head Office).
Tel: (091) 587116
Email: info@ryanhanelly.ie
Web: www.ryanhanelly.ie

DUBLIN - GALWAY - CASTLEBAR - CORK

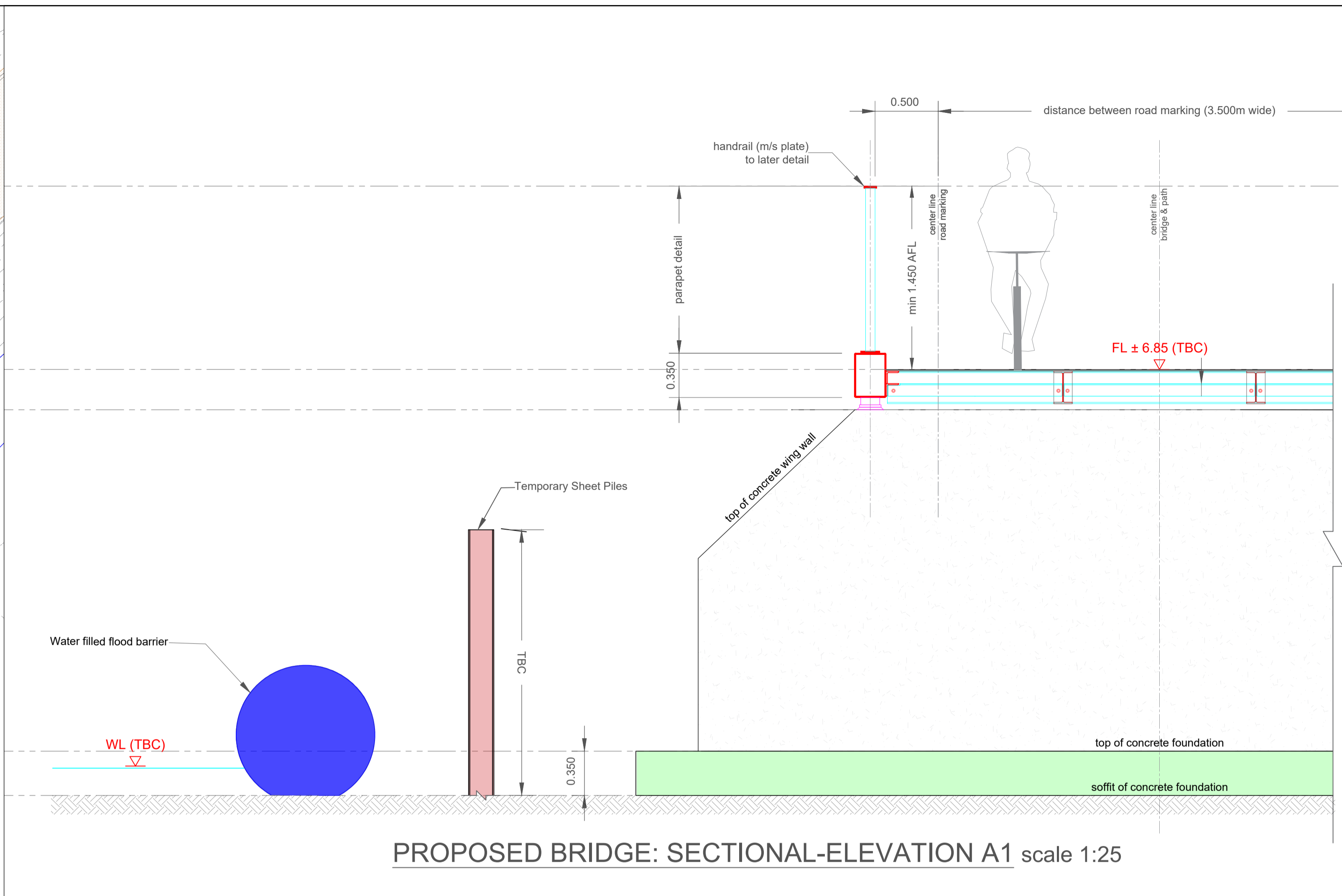
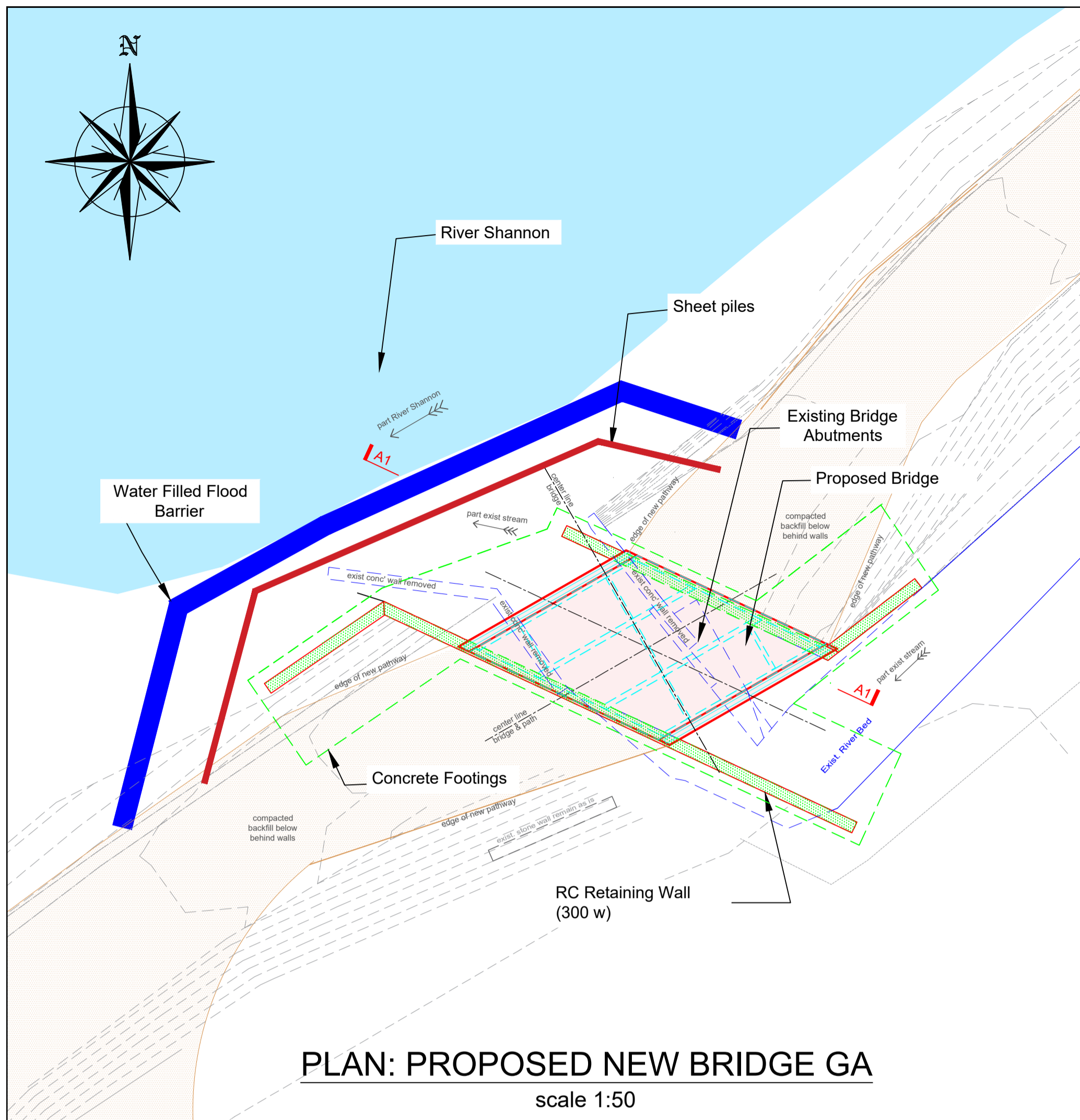
CLIENT: Comhairle Cathrach & Contae Luimnigh
Limerick City & County Council

PROJECT
University of Limerick to National
Technology Park Cycle Path

TITLE
**BRIDGE 1: PROPOSED PLAN
ELEVATIONS & SECTIONS**

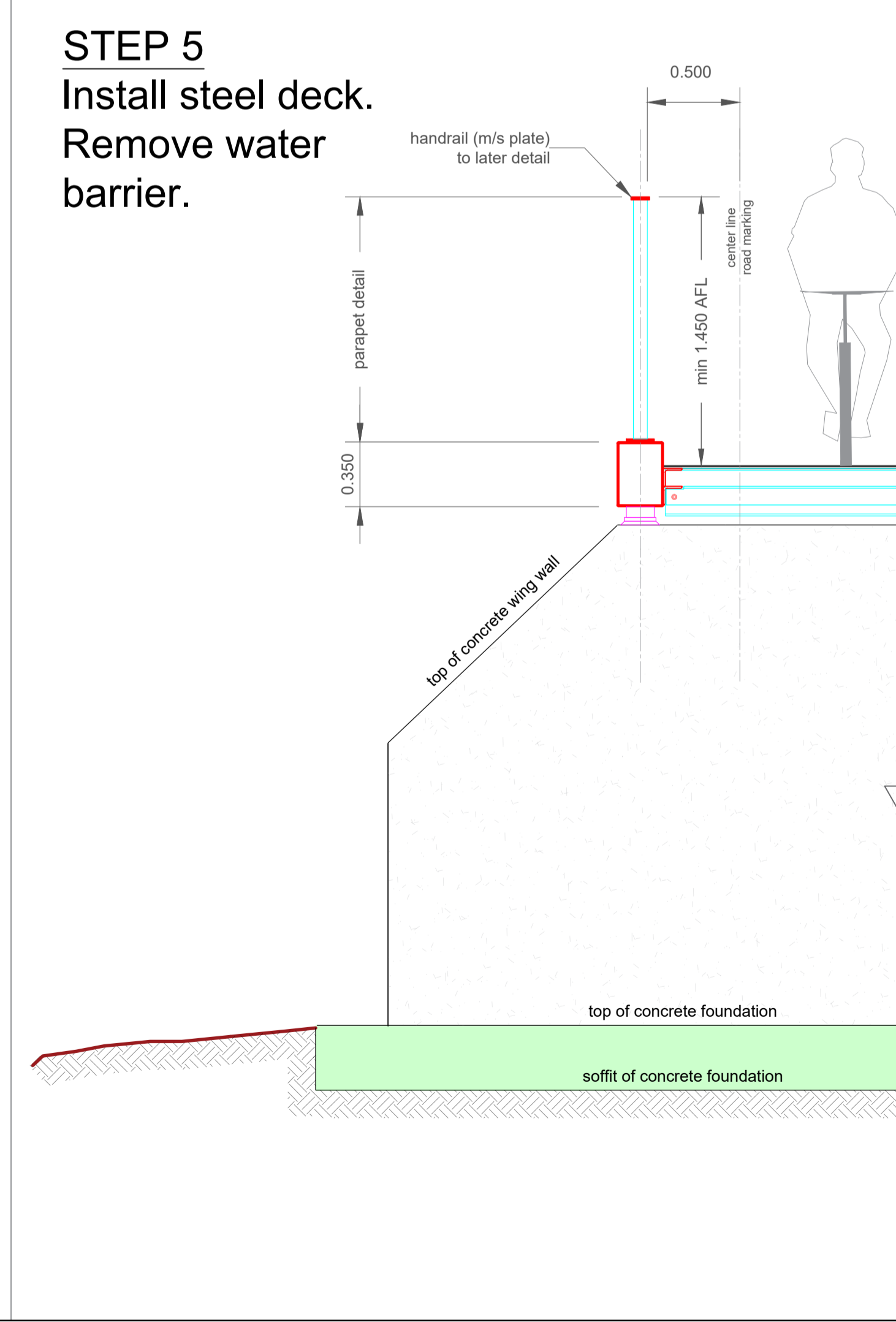
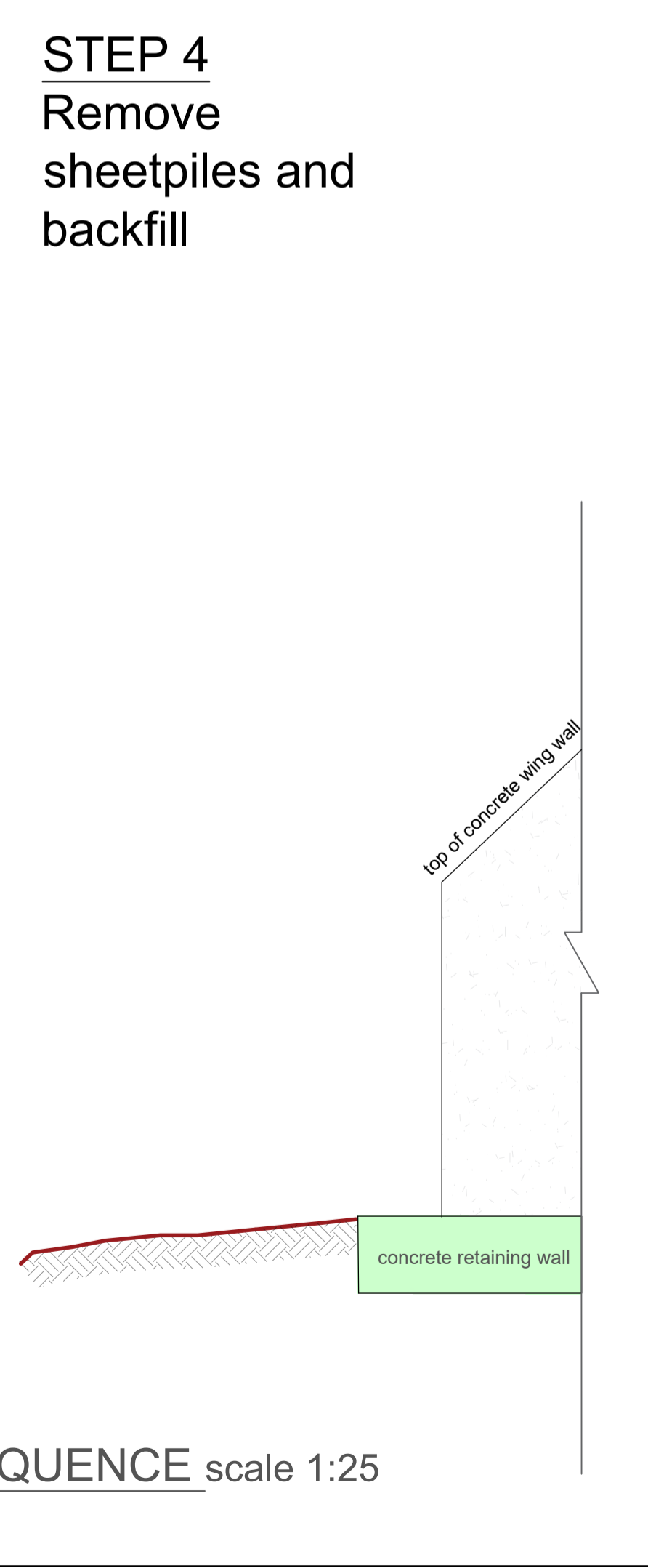
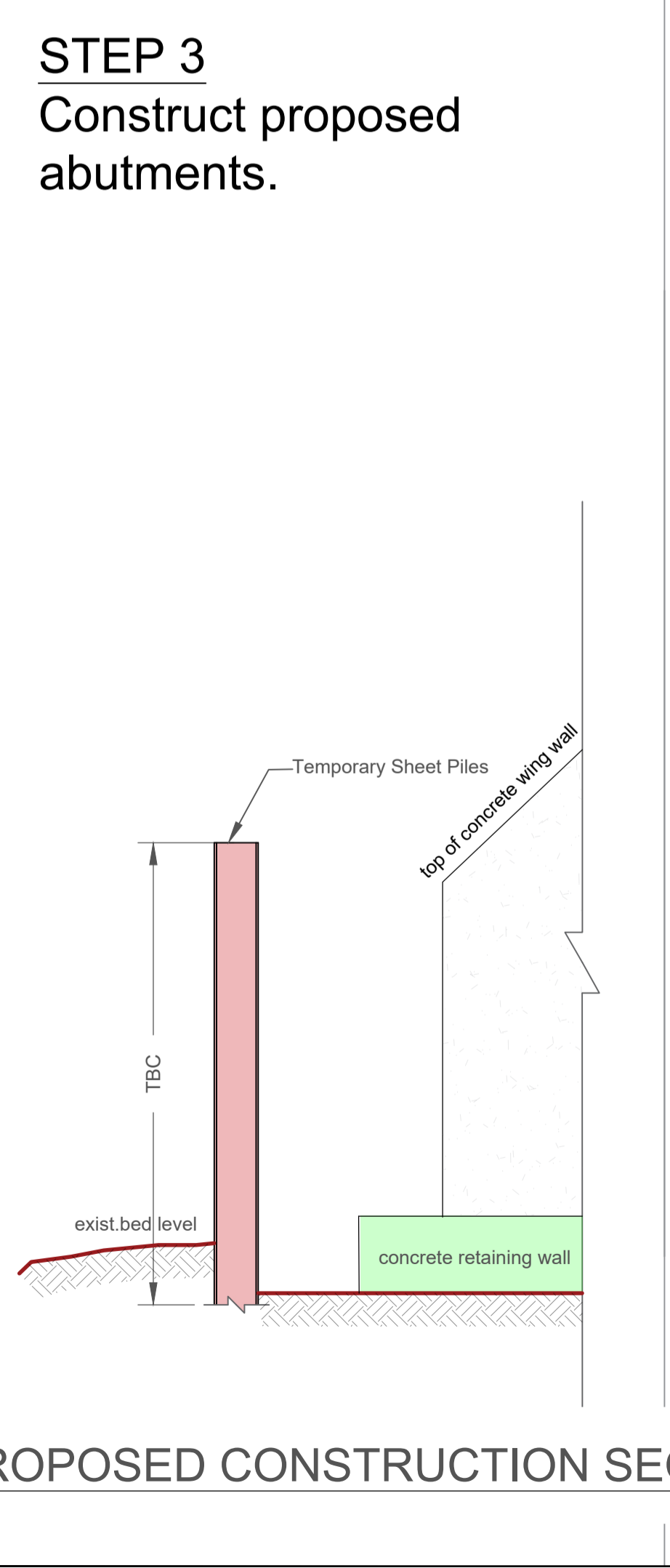
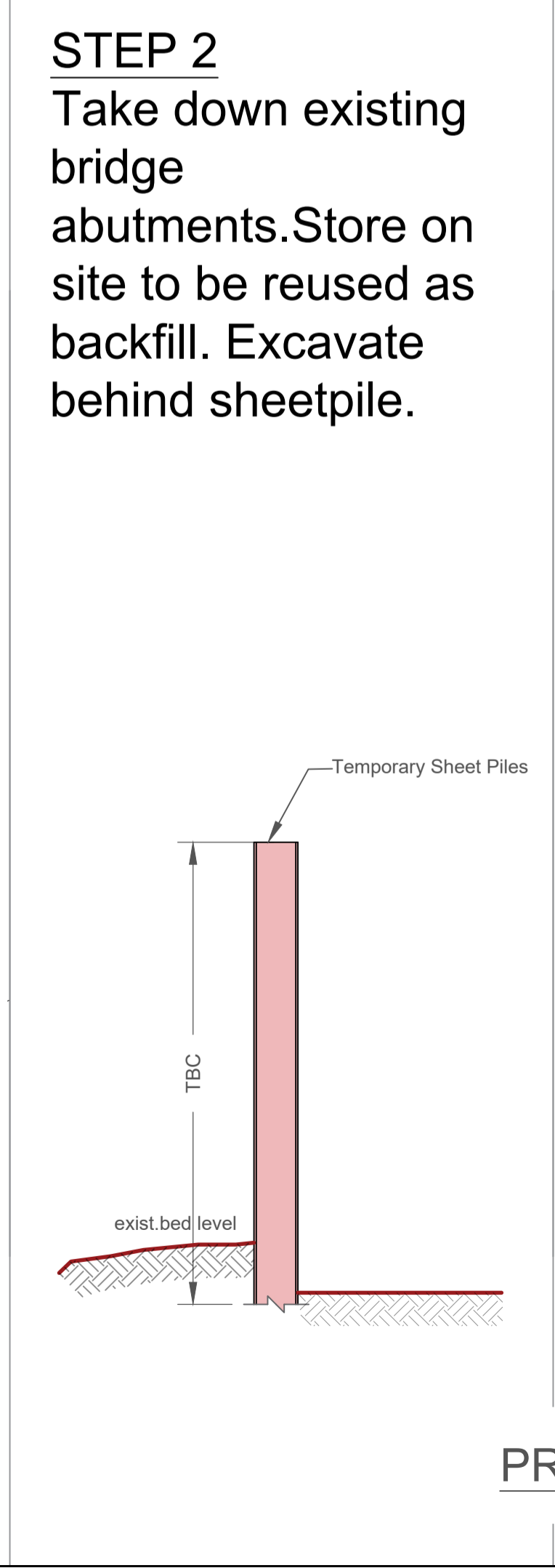
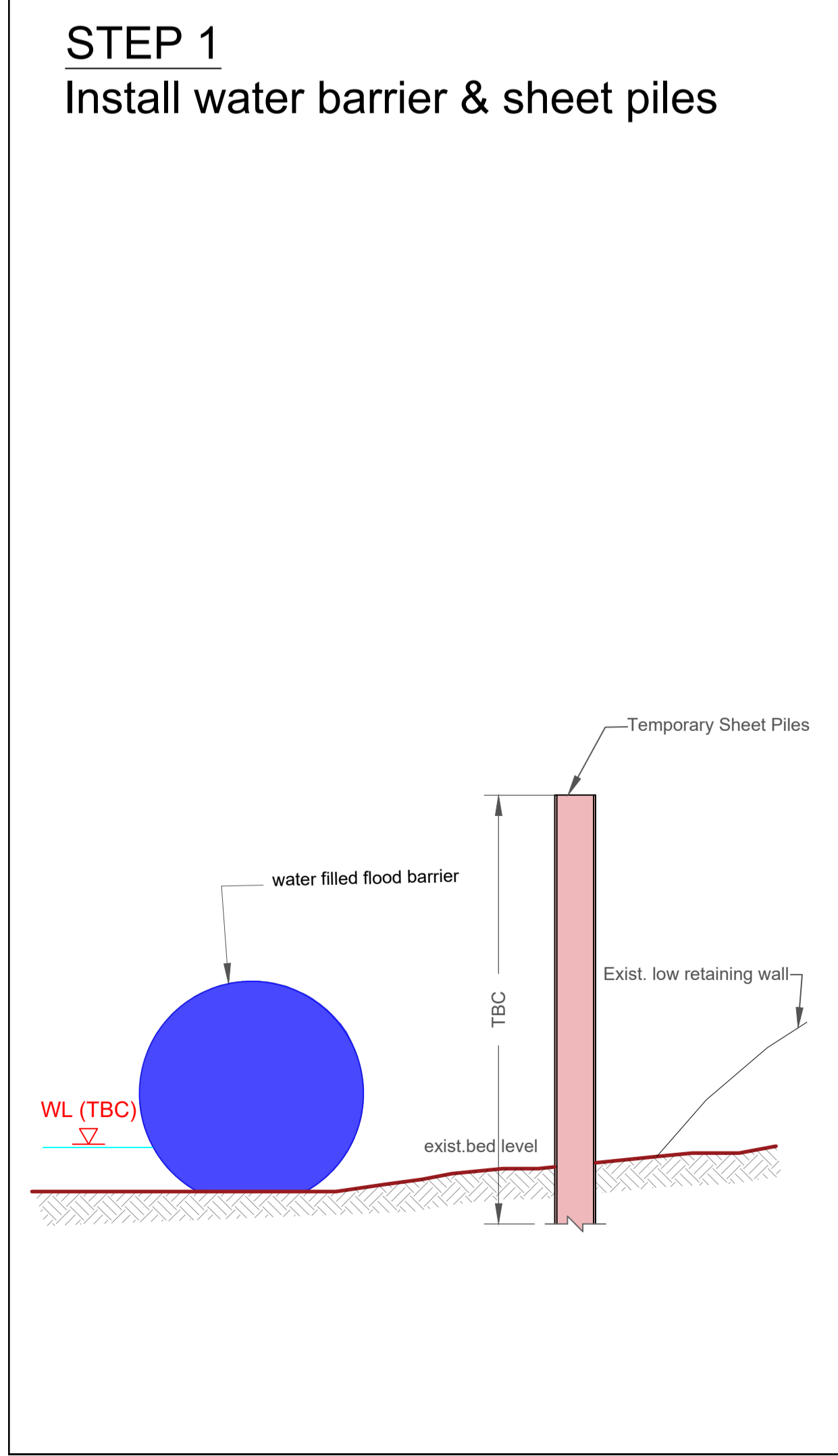
Sheet 1 of 1

SCALE @ A1	DATE	DRAWN	CHECKED	APPROVED
As Shown	April 2022	ASM	PGS	RW
JOB No.	DRAWING No.	REV.		
2535	RHA-XX-DR-S-SP0011	-		



- GENERAL NOTES**
- G1. This drawing is to be read in conjunction with all the relevant Architect's and Engineers' drawings and specifications.
 - G2. Do not scale off this drawing. All details and dimensions are to be checked by the Contractor and Manufacture on site prior to commencement of construction/fabrication. Any existing dimensions noted on this drawing are to be checked by the contractor prior to commencement of the works.
 - G3. Any discrepancies are to be reported to the Engineer.
 - G4. All dimensions are in millimetres unless noted otherwise. All levels are in metres relative to Ordnance Datum (OD) at Malin Head.
 - G5. All proprietary materials and products shall be installed and used in accordance with the manufacturer's details and specification.
 - G6. The design of temporary works and the provision of stability of all elements of the work during Construction is the responsibility of the Contractor.

- REFERENCE DRAWINGS**
- 2535-RHA-XX-DR-C-GA-000_R1 GA Detail Design.
 - 2535-RHA-XX-DR-S-SKP001 Key Plan New Bridges.
 - 2535-RHA-XX-DR-S-SP0010 Existing Plan & Elevations.
 - 2535-RHA-XX-DR-S-SP0011 Proposed Plan & Elevations.
- NOTE: AWAITING FINAL SITE INVESTIGATION REPORT**
Foundations and Walls Design are Provisional, and all the information shown to be confirmed once the Final Site Investigation Report is complete and confirmed.



PROPOSED CONSTRUCTION SEQUENCE scale 1:25

© Ordnance Survey Ireland. All Rights Reserved.
Licence No. 2019/09/CCMA/Limerick City & County Council

REV	DATE	DESCRIPTION	DRG	CHK	APD
REVISIONS					

Copyright Ryan Hanley
This drawing must not be reproduced in any form without the prior written consent of Ryan Hanley Consulting Engineers

DRAWING STATUS

PRELIMINARY CONTRACT TENDER CONSTRUCTION
 FOR APPROVAL FOR YOUR INFORMATION AS CONSTRUCTED DRAFT

CONSULTING ENGINEERS
1 Galway Business Park,
Dangan, Galway,
H91A3EF (Head Office).
Tel: (091) 587116
Email: info@ryanhanelly.ie
Web: www.ryanhanelly.ie
DUBLIN - GALWAY - CASTLEBAR - CORK

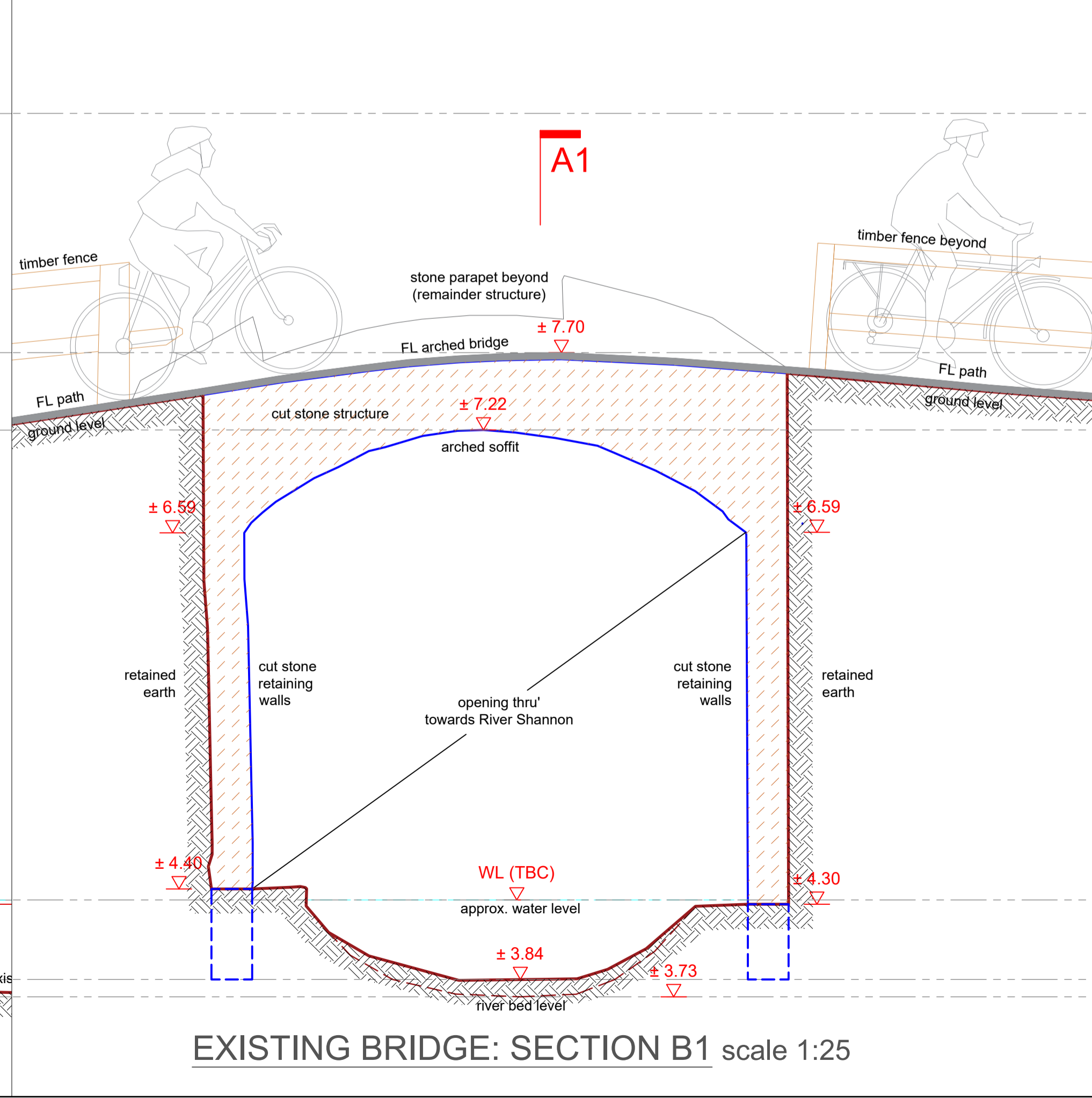

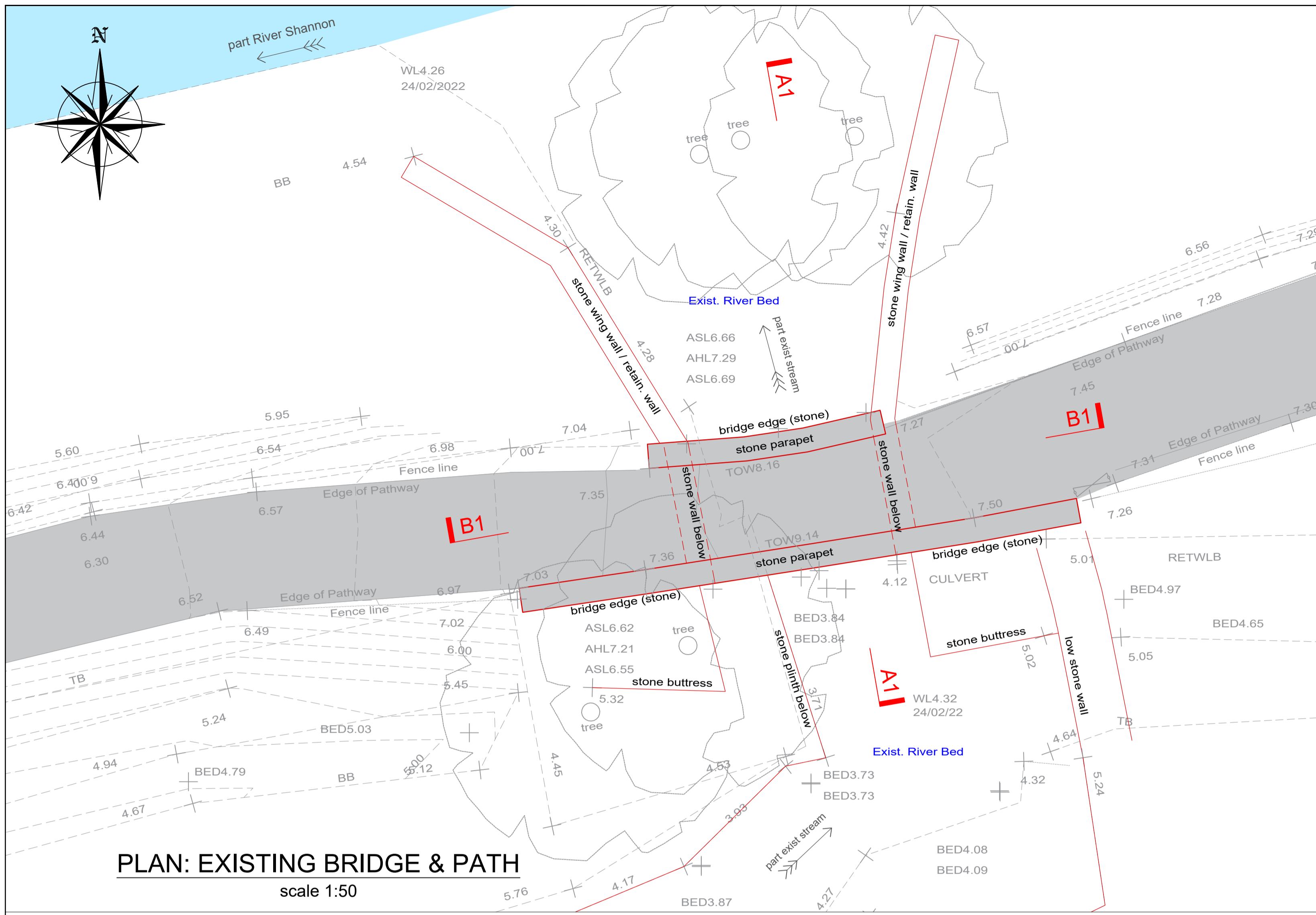
CLIENT

PROJECT
University of Limerick to National
Technology Park Cycle Path

TITLE
**BRIDGE 1: POSSIBLE
CONSTRUCTION SEQUENCE PLAN
& SECTIONS**

Sheet 1 of 1

SCALE @ A1	DATE	DRAWN	CHECKED	APPROVED
As Shown	May 2025	AMR	BL	BL
JOB No.	DRAWING No.	REV.		
2535	RHA-XX-DR-S-SP0012	-		



- GENERAL NOTES**
- G1. This drawing is to be read in conjunction with all the relevant Architect's and Engineers' drawings and specifications.
 - G2. Do not scale off this drawing. All details and dimensions are to be checked by the Contractor and Manufacture on site prior to commencement of construction/fabrication. Any existing dimensions noted on this drawing are to be checked by the contractor prior to commencement of the works.
 - G3. Any discrepancies are to be reported to the Engineer.
 - G4. All dimensions are in millimetres unless noted otherwise. All levels are in metres relative to Ordnance Datum (OD) at Malin Head.
 - G5. All proprietary materials and products shall be installed and used in accordance with the manufacturer's details and specification.
 - G6. The design of temporary works and the provision of stability of all elements of the work during Construction is the responsibility of the Contractor.

REFERENCE DRAWINGS

2535-RHA-XX-DR-C-GA-000_R1 GA Detail Design.
 2535-RHA-XX-DR-S-SKP001 Key Plan New Bridges.

© Ordnance Survey Ireland. All Rights Reserved.
 Licence No. 2019/09/CCMA/Limerick City & County Council

REV	DATE	DESCRIPTION	DRG	CHK	APD
-	17.05.2022	Draft for Approval & Planning Purposes	ASM	PGS	BL

Copyright Ryan Hanley
 This drawing must not be reproduced in any form without the prior written consent of Ryan Hanley Consulting Engineers

DRAWING STATUS

PRELIMINARY CONTRACT TENDER CONSTRUCTION
 FOR APPROVAL FOR YOUR INFORMATION AS CONSTRUCTED DRAFT

RYAN HANLEY
CONSULTING ENGINEERS
 1 Galway Business Park,
 Dangan, Galway,
 H91A3EF (Head Office).
 Tel: (091) 587116
 Email: info@ryanhanelly.ie
 Web: www.ryanhanelly.ie

DUBLIN - GALWAY - CASTLEBAR - CORK

CLIENT: Comhairle Cathrach & Contae Luimnigh
 Limerick City & County Council


PROJECT: University of Limerick to National Technology Park Cycle Path

TITLE: BRIDGE 2: EXISTING PLAN ELEVATIONS & SECTIONS

SCALE @ A1	DATE	DRAWN	CHECKED	APPROVED
As Shown	April 2022	ASM	PGS	RW
JOB No.	DRAWING No.	REV.		
2535	RHA-XX-DR-S-SP0020	-		

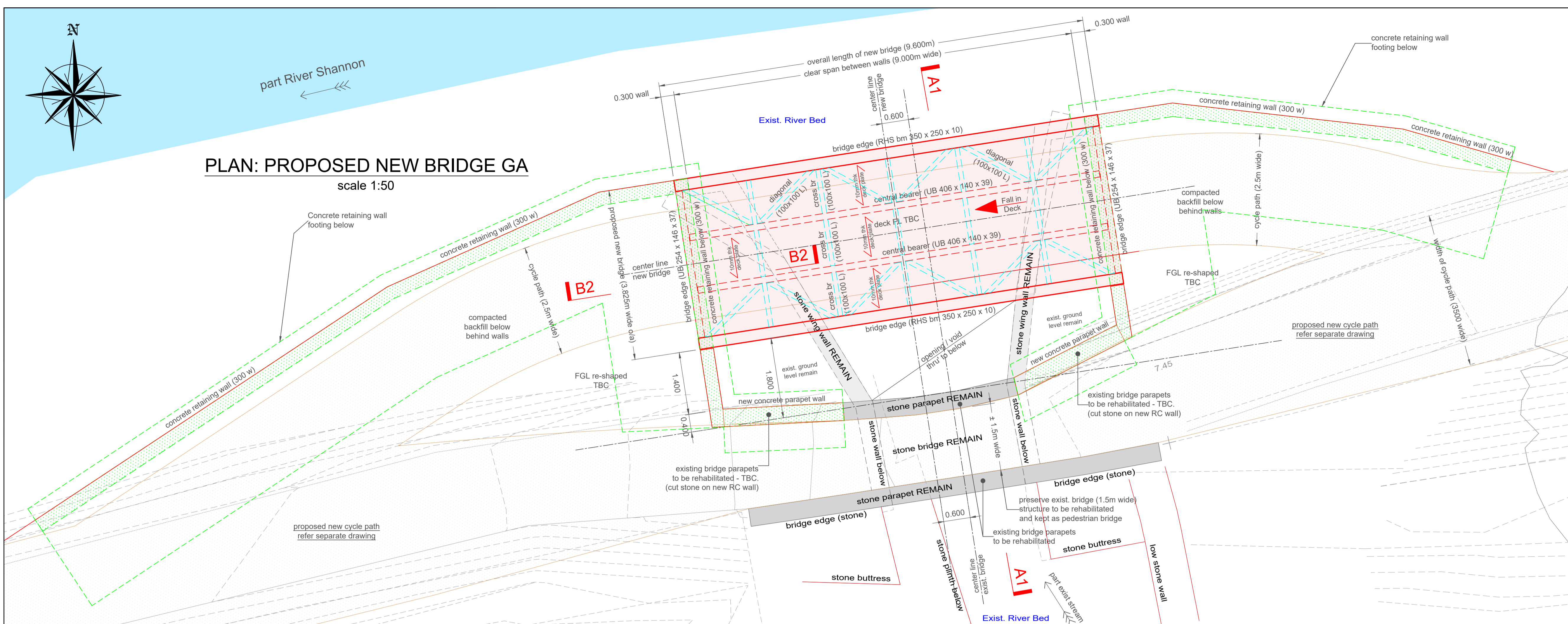
EXISTING BRIDGE: SECTIONAL-ELEVATION A1 (scale 1:25)

EXISTING BRIDGE: SECTION B1 scale 1:25



PLAN: PROPOSED NEW BRIDGE GA

scale 1:50

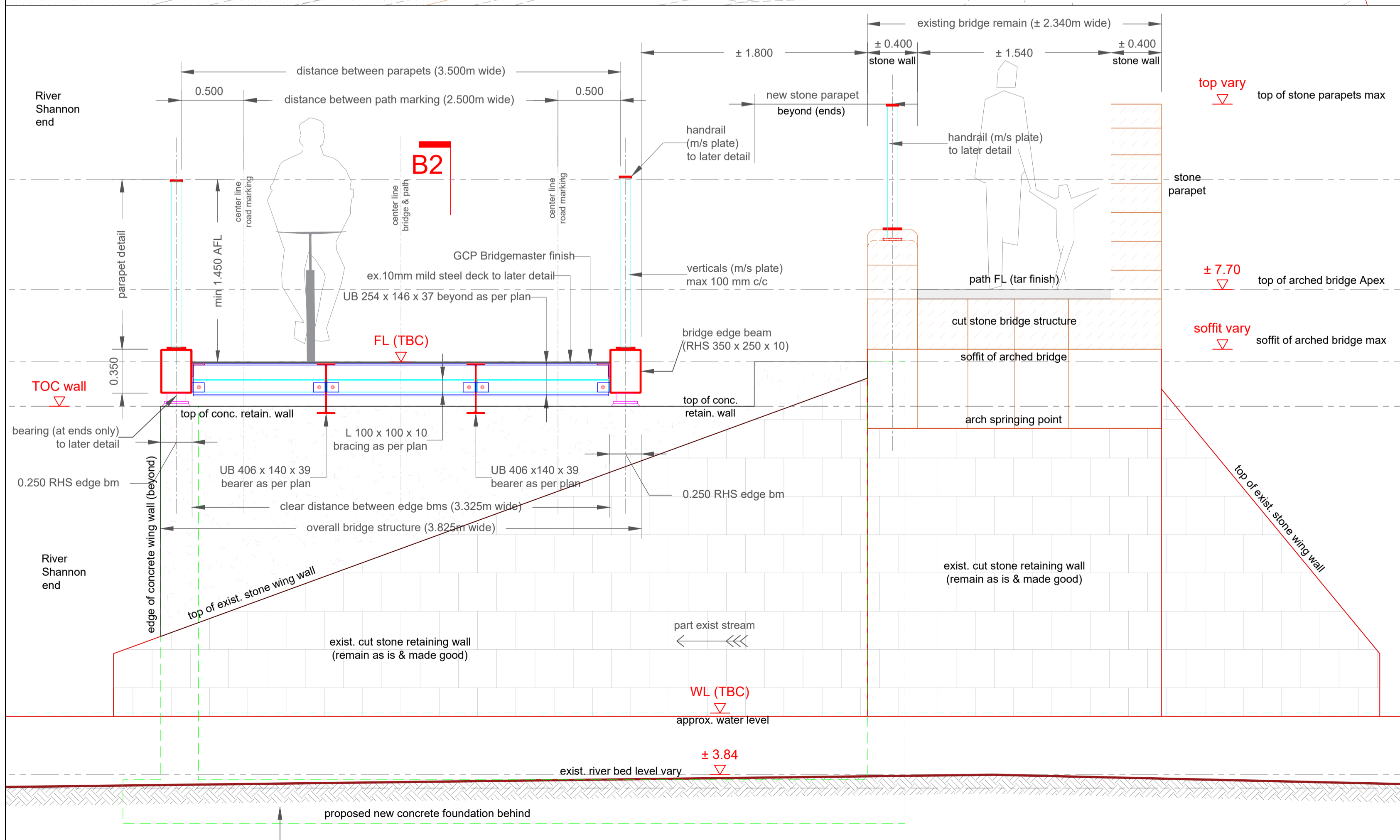


- GENERAL NOTES**
- G1. This drawing is to be read in conjunction with all the relevant Architect's and Engineers' drawings and specifications.
 - G2. Do not scale off this drawing. All details and dimensions are to be checked by the Contractor and Manufacture on site prior to commencement of construction/fabrication. Any existing dimensions noted on this drawing are to be checked by the contractor prior to commencement of the works.
 - G3. Any discrepancies are to be reported to the Engineer.
 - G4. All dimensions are in millimetres unless noted otherwise. All levels are in metres relative to Ordnance Datum (OD) at Malin Head.
 - G5. All proprietary materials and products shall be installed and used in accordance with the manufacturer's details and specification.
 - G6. The design of temporary works and the provision of stability of all elements of the work during Construction is the responsibility of the Contractor.

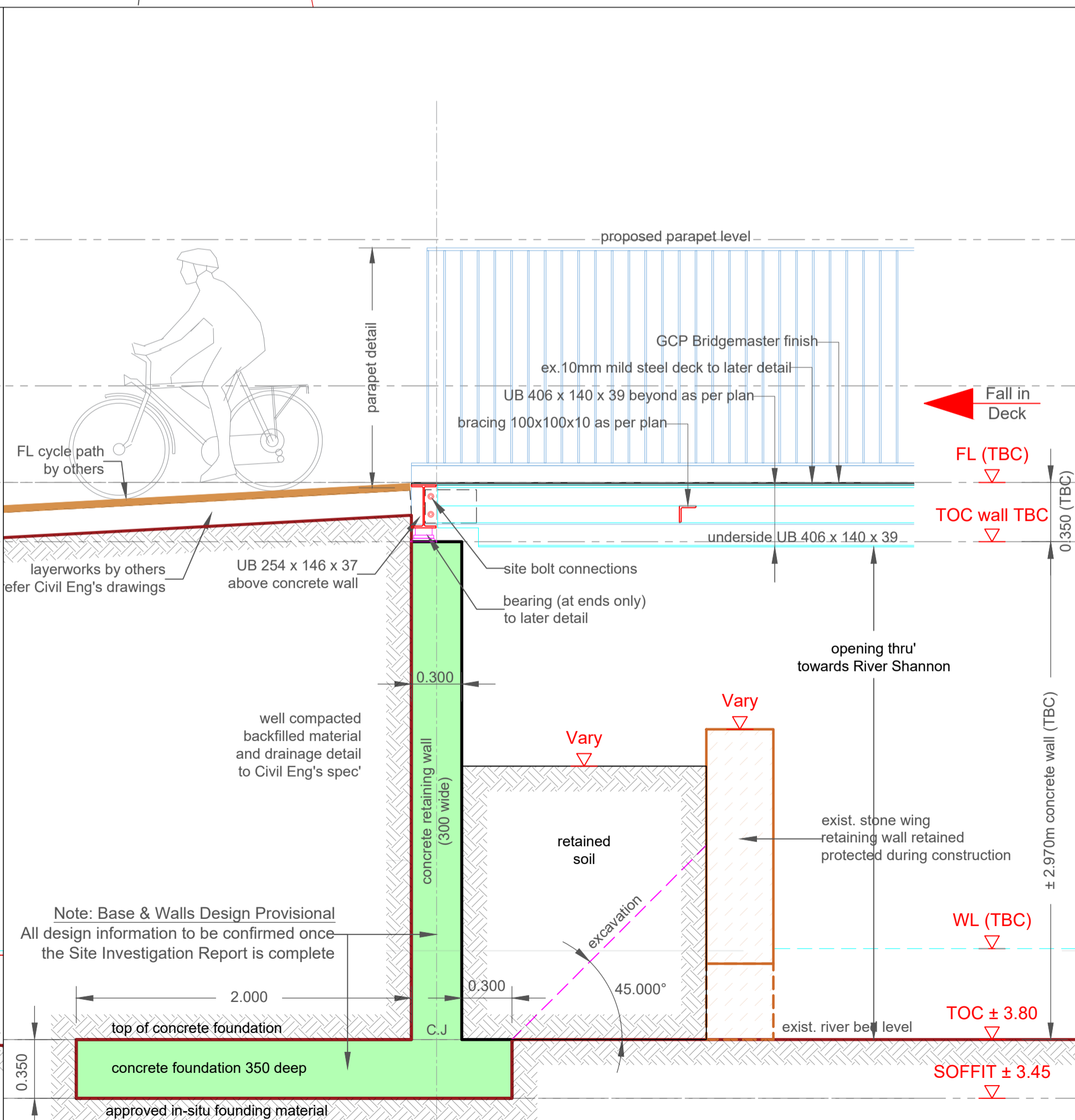
REFERENCE DRAWINGS

2535-RHA-XX-DR-C-GA-000_R1 GA Detail Design.
 2535-RHA-XX-DR-S-SKP001 Key Plan New Bridges.
 2535-RHA-XX-DR-S-SP0020 Existing Plan, Section & Elevation

NOTE: AWAITING FINAL SITE INVESTIGATION REPORT
 Foundations and Walls Design are Provisional, and all the information shown to be confirmed once the Final Site Investigation Report is complete and confirmed.



PROPOSED BRIDGE: SECTIONAL-ELEVATION A1 (scale 1:25)



PROPOSED BRIDGE: ABUTMENT SECTION B2 (scale 1:25)

© Ordnance Survey Ireland. All Rights Reserved.
 Licence No. 2019/09/CCMA/Limerick City & County Council

REV	DATE	DESCRIPTION	DRG	CHK	APD
-	17.05.2022	Draft for Approval & Planning Purposes	ASM	PGS	BL

REVISIONS

Copyright Ryan Hanley
 This drawing must not be reproduced in any form without the prior written consent of Ryan Hanley Consulting Engineers

DRAWING STATUS			
<input checked="" type="checkbox"/>	<input type="checkbox"/>	<input type="checkbox"/>	<input type="checkbox"/>
PRELIMINARY	CONTRACT	TENDER	CONSTRUCTION
<input type="checkbox"/>	<input type="checkbox"/>	<input type="checkbox"/>	<input type="checkbox"/>
FOR APPROVAL	FOR YOUR INFORMATION	AS CONSTRUCTED	DRAFT

RYAN HANLEY CONSULTING ENGINEERS
 1 Galway Business Park,
 Dangan, Galway,
 H91A3EF (Head Office).
 Tel: (091) 587116
 Email: info@ryanhaley.ie
 Web: www.ryanhaley.ie

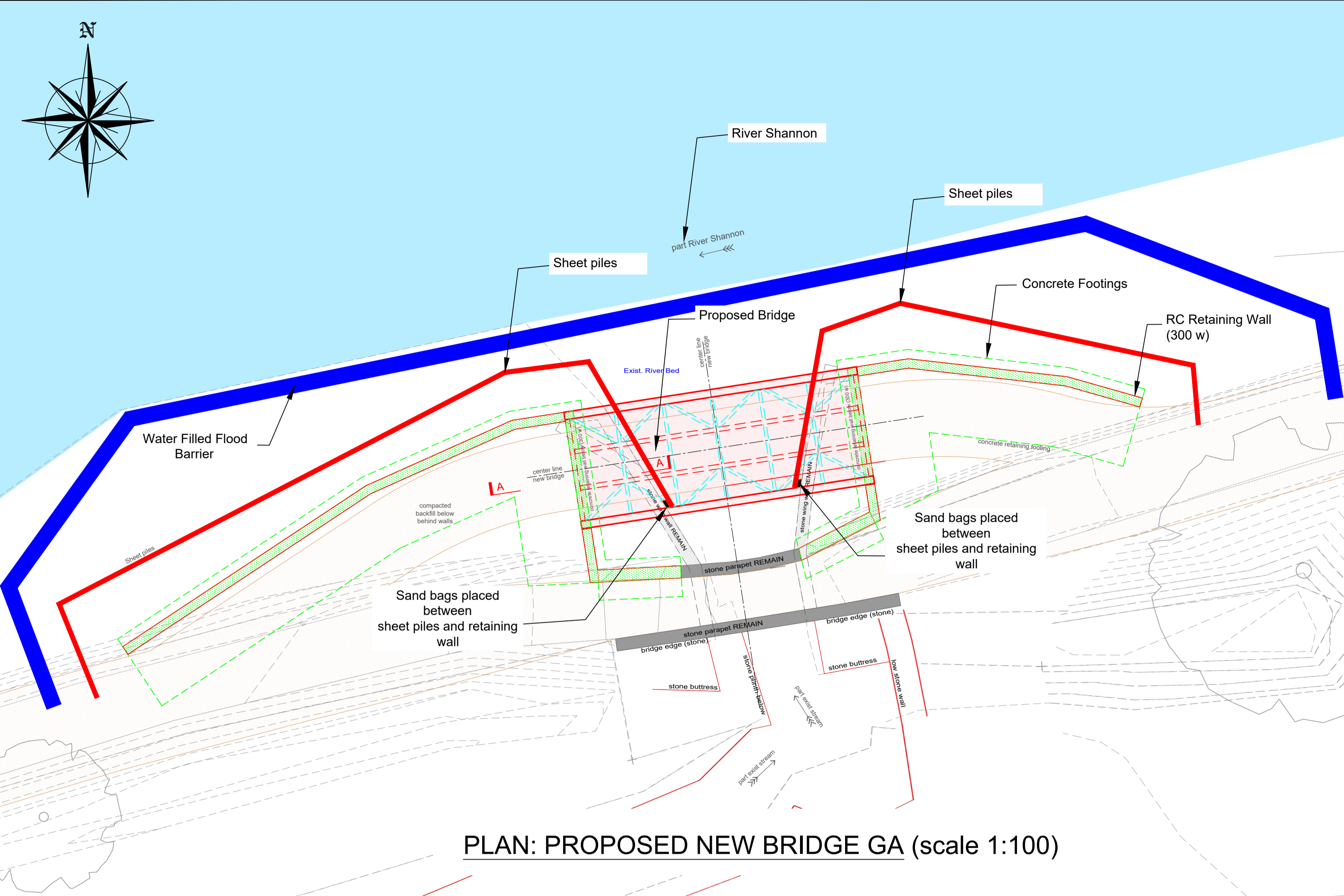

DUBLIN - GALWAY - CASTLEBAR - CORK

CLIENT
 Comhairle Cathrach & Contae Lúimnigh
 Limerick City & County Council

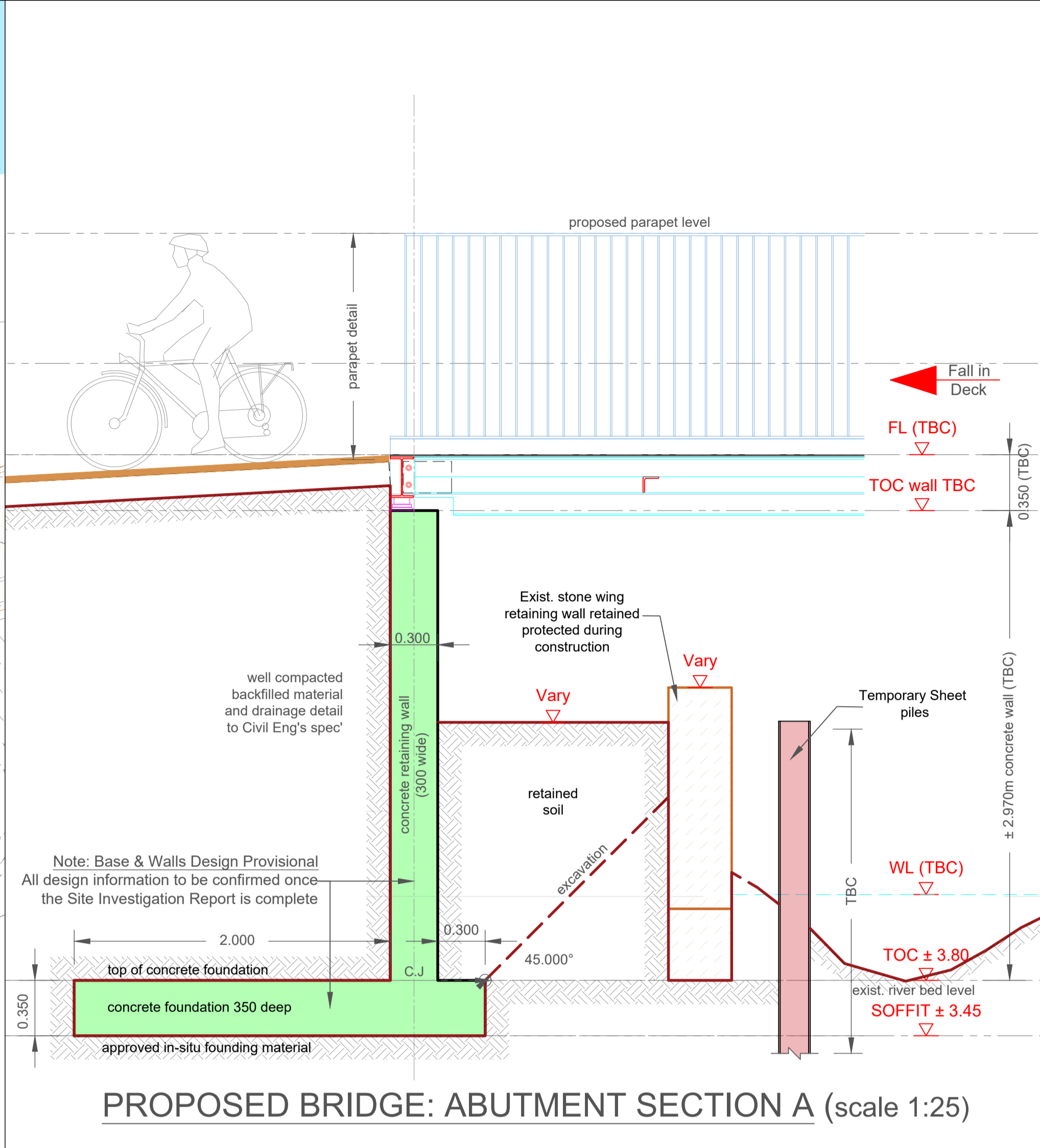
PROJECT
 University of Limerick to National Technology Park Cycle Path

TITLE
 BRIDGE 2: PROPOSED PLAN ELEVATIONS & SECTIONS

SCALE @ A1	DATE	DRAWN	CHECKED	APPROVED
As Shown	April 2022	ASM	PGS	RW
JOB No.	DRAWING No.	REV.		
2535	RHA-XX-DR-S-SP0021	-		



PLAN: PROPOSED NEW BRIDGE GA (scale 1:100)



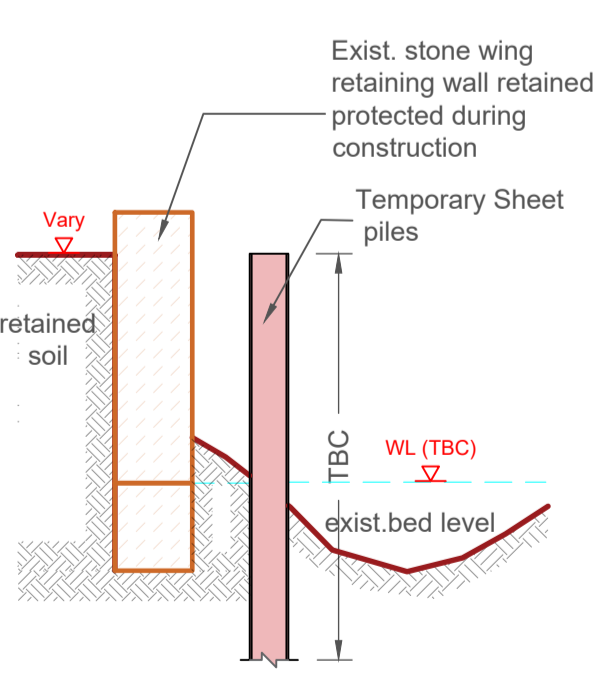
PROPOSED BRIDGE: ABUTMENT SECTION A (scale 1:25)

- GENERAL NOTES**
- G1. This drawing is to be read in conjunction with all the relevant Architect's and Engineers' drawings and specifications.
 - G2. Do not scale off this drawing. All details and dimensions are to be checked by the Contractor and Manufacture on site prior to commencement of construction/fabrication. Any existing dimensions noted on this drawing are to be checked by the contractor prior to commencement of the works.
 - G3. Any discrepancies are to be reported to the Engineer.
 - G4. All dimensions are in millimetres unless noted otherwise. All levels are in metres relative to Ordnance Datum (OD) at Malin Head.
 - G5. All proprietary materials and products shall be installed and used in accordance with the manufacturer's details and specification.
 - G6. The design of temporary works and the provision of stability of all elements of the work during Construction is the responsibility of the Contractor.

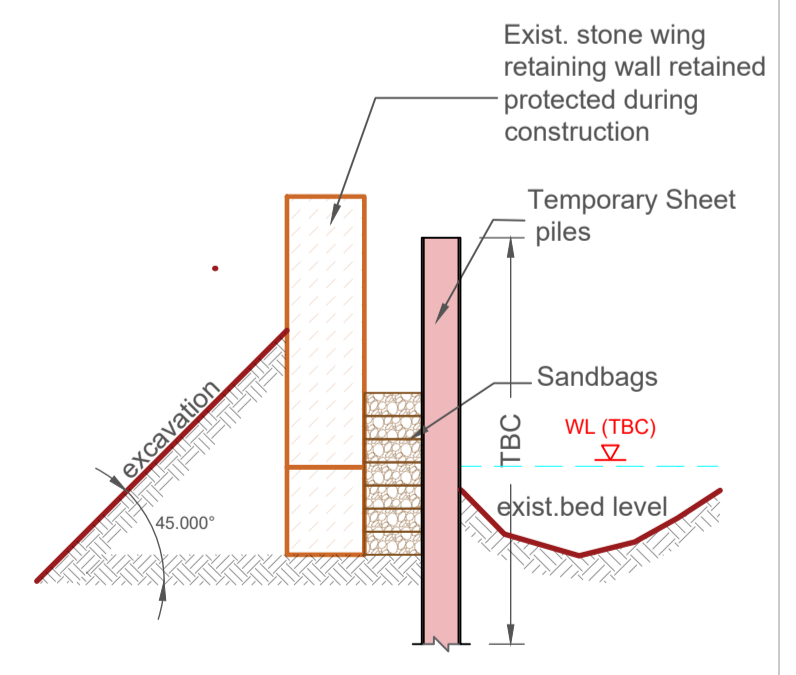
- REFERENCE DRAWINGS**
- 2535-RHA-XX-DR-C-GA-000_R1 GA Detail Design.
 - 2535-RHA-XX-DR-S-SKP001 Key Plan New Bridges.
 - 2535-RHA-XX-DR-S-SKP0020 Existing Plan & Elevation
 - 2535-RHA-XX-DR-S-SKP0021 Proposed Plan & Elevation

NOTE: AWAITING FINAL SITE INSVESTIGATION REPORT
 Foundations and Walls Design are Provisional, and all the information shown to be confirmed once the Final Site Investigation Report is complete and confirmed.

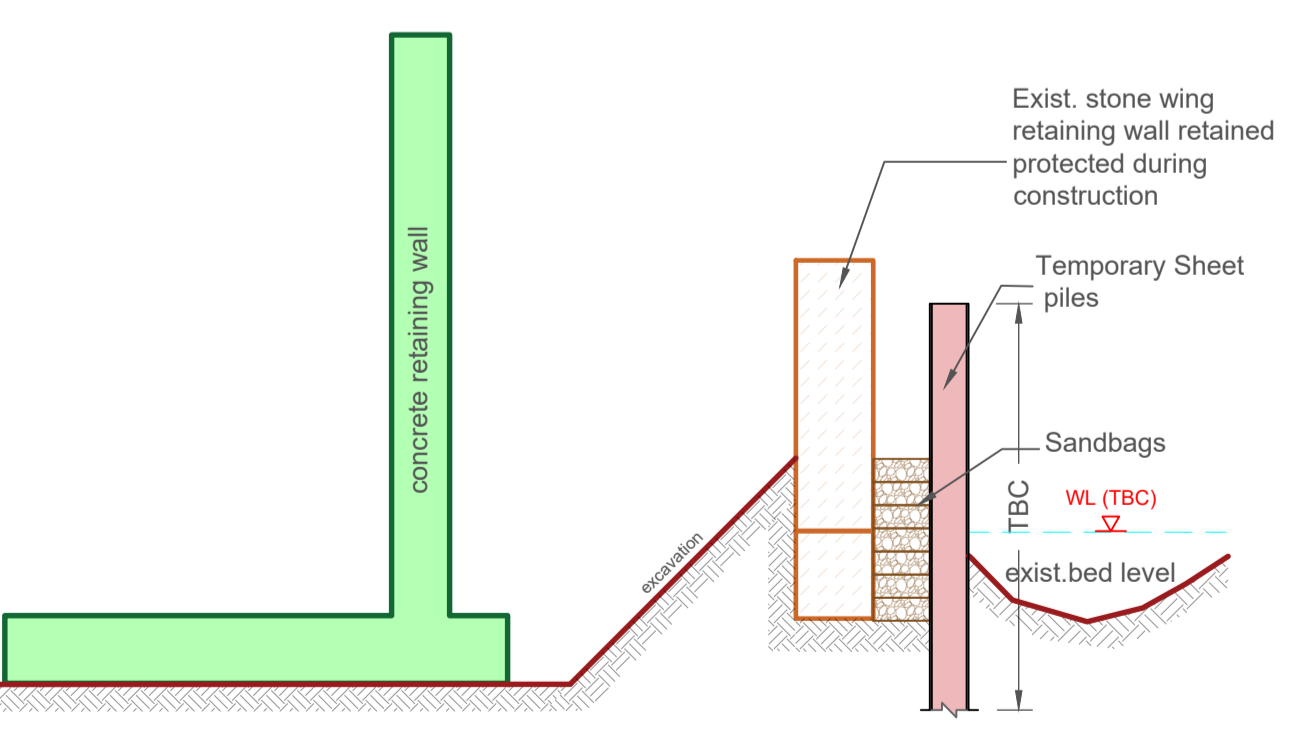
STEP 1
 Install water barrier & sheet piles



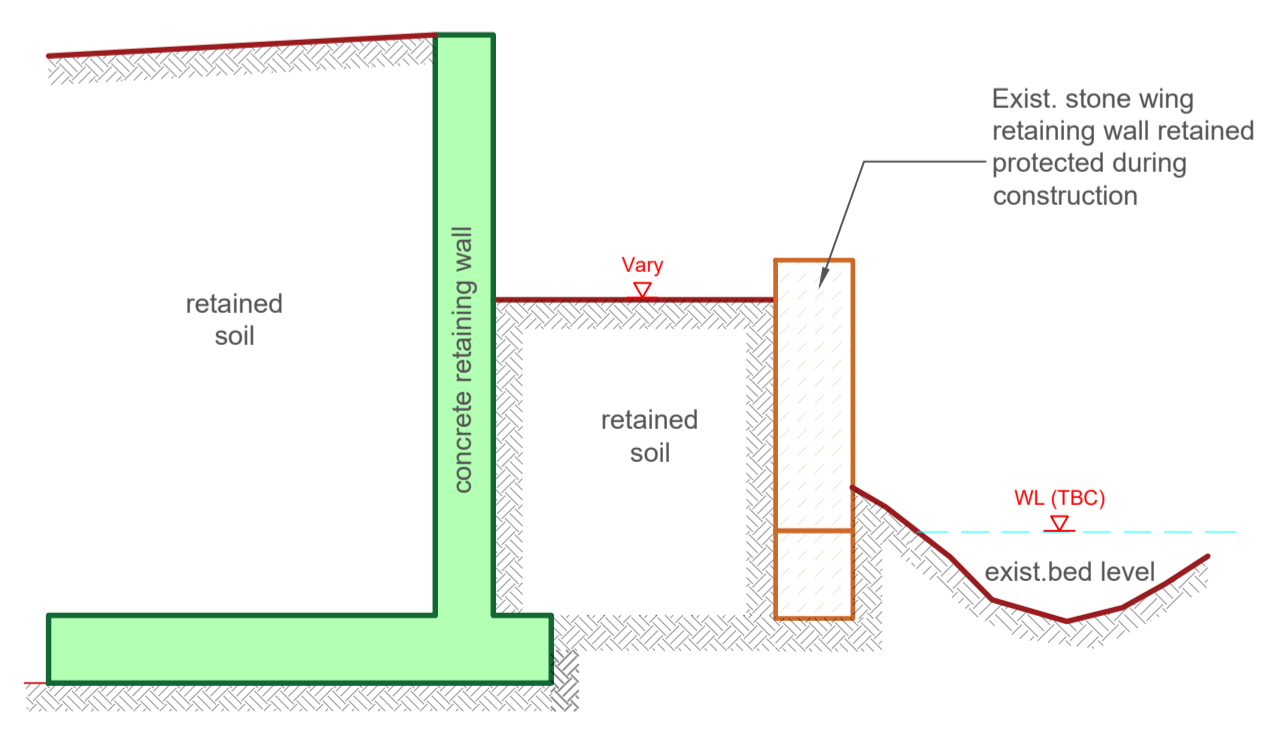
STEP 2
 Place sandbags, Dewater & Excavate



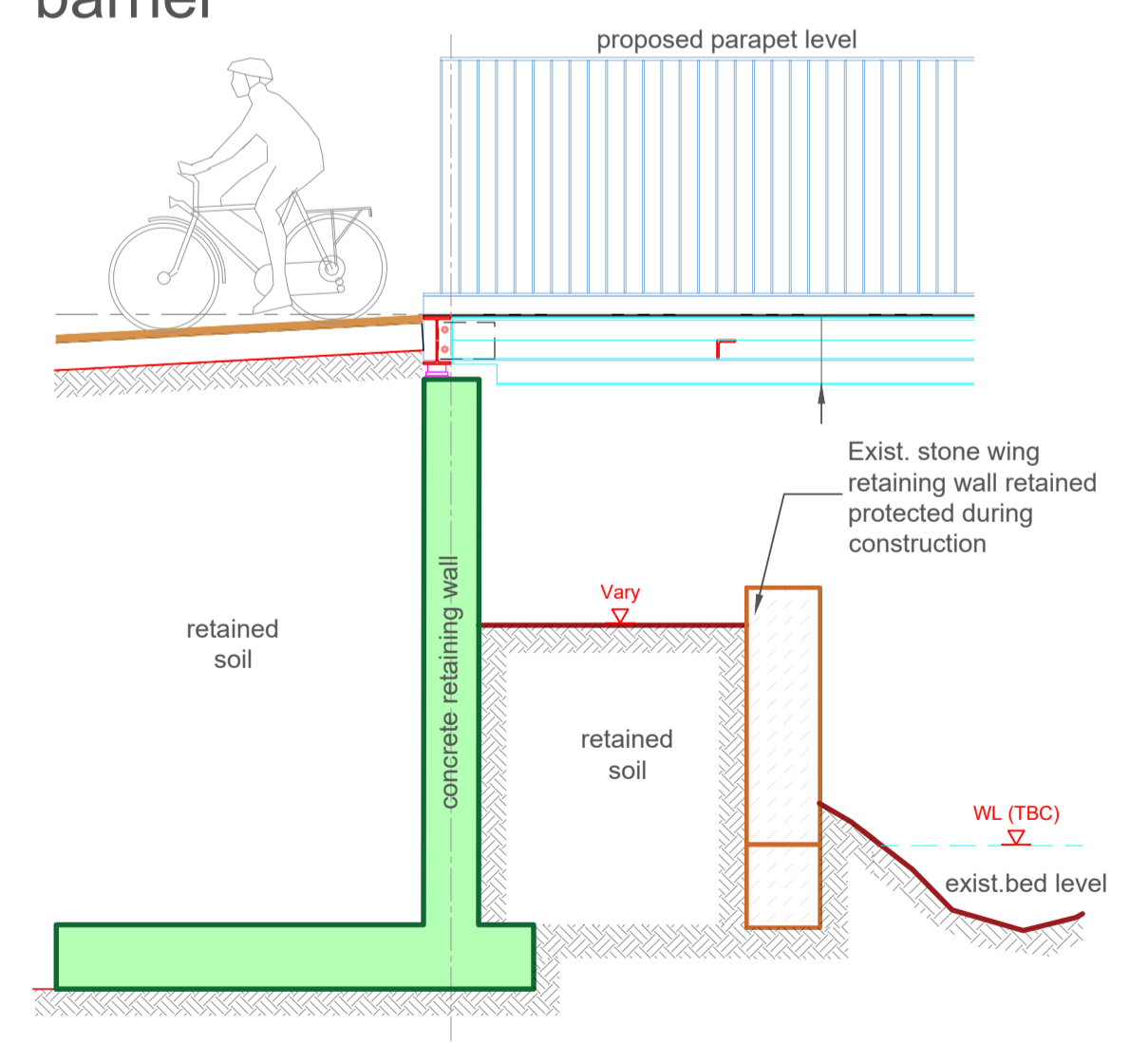
STEP 3
 Construction proposed abutments and retaining walls



STEP 4
 Remove sheet piles and backfill



STEP 5
 Install steel deck & remove water barrier



PROPOSED BRIDGE: CONSTRUCTION SEQUENCE (scale 1:40)

© Ordnance Survey Ireland. All Rights Reserved.
 Licence No. 2019/09/CCMA/Limerick City & County Council

REV	DATE	DESCRIPTION	DRG	CHK	APD

Copyright Ryan Hanley
 This drawing must not be reproduced in any form without the prior written consent of Ryan Hanley Consulting Engineers

DRAWING STATUS

PRELIMINARY CONTRACT TENDER CONSTRUCTION

FOR APPROVAL FOR YOUR INFORMATION AS CONSTRUCTED DRAFT

RYAN HANLEY
CONSULTING ENGINEERS
 1 Galway Business Park,
 Dangan, Galway,
 H91A3EF (Head Office).
 Tel: (091) 587116
 Email: info@ryanhaley.ie
 Web: www.ryanhaley.ie

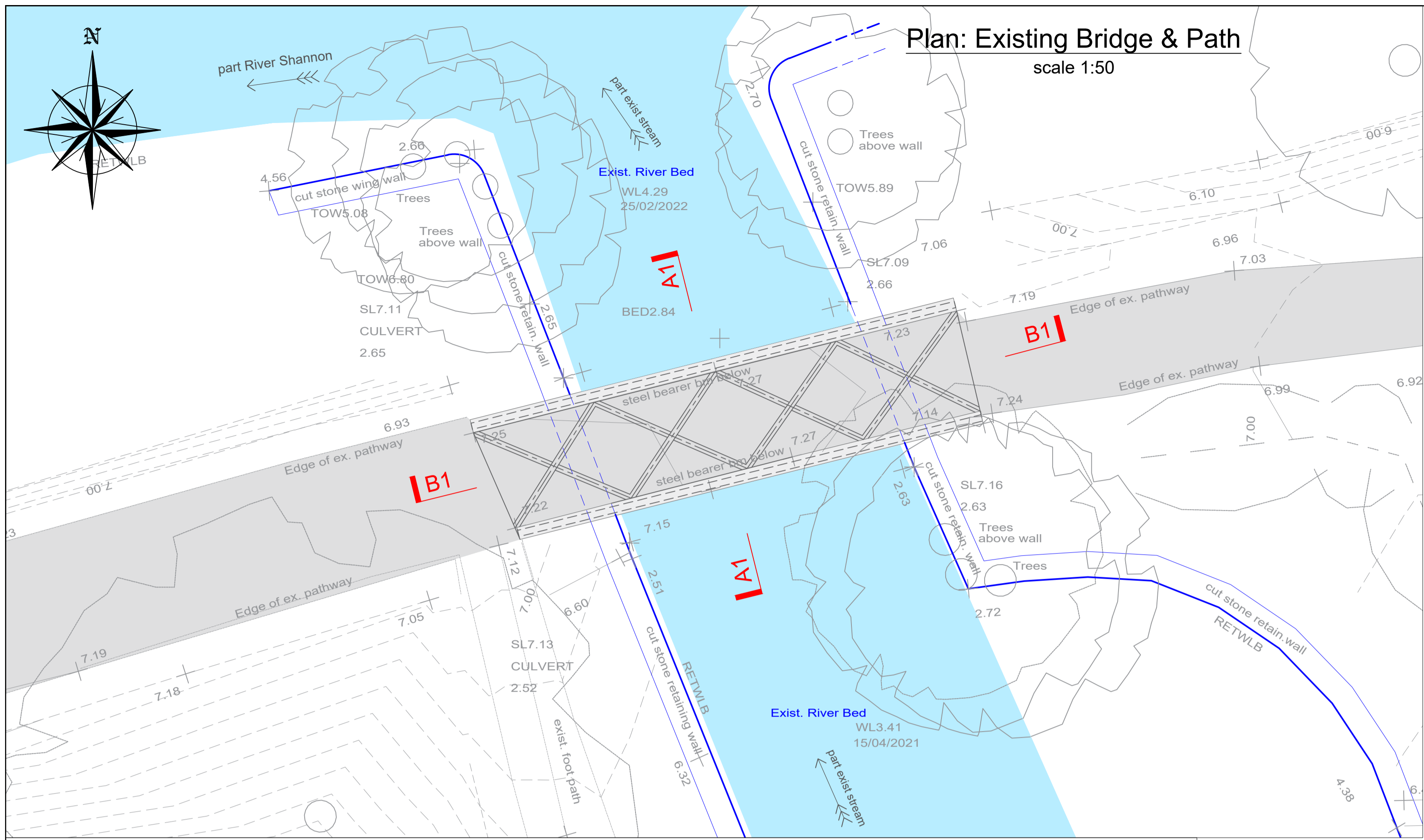
DUBLIN - GALWAY - CASTLEBAR - CORK

CLIENT
 Comhairle Cathrach & Contae Luimnigh
 Limerick City & County Council

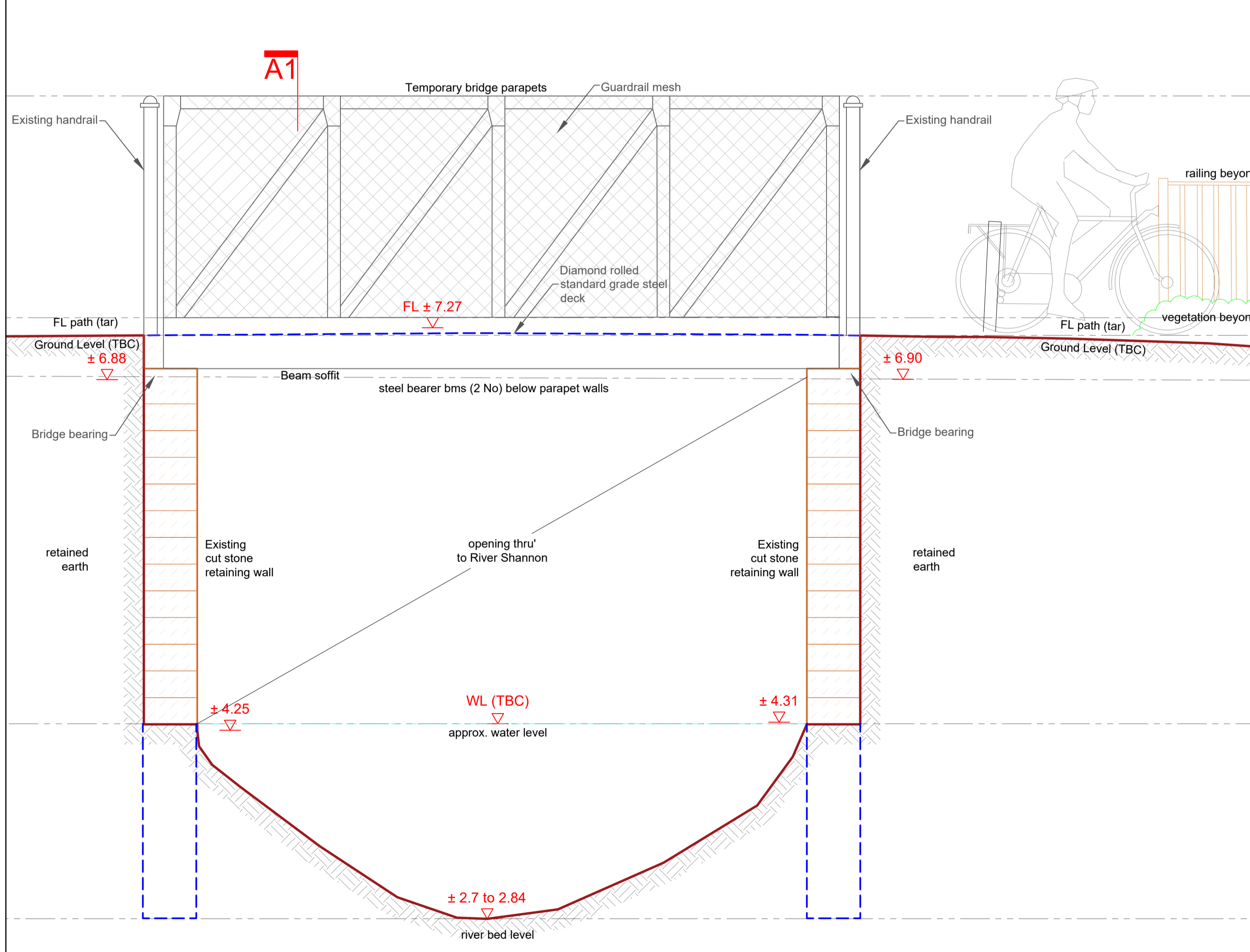
PROJECT
 University of Limerick to National Technology Park Cycle Path

TITLE
 BRIDGE 2: PROPOSED CONSTRUCTION SEQUENCE PLAN & SECTIONS
 Sheet 1 of 1

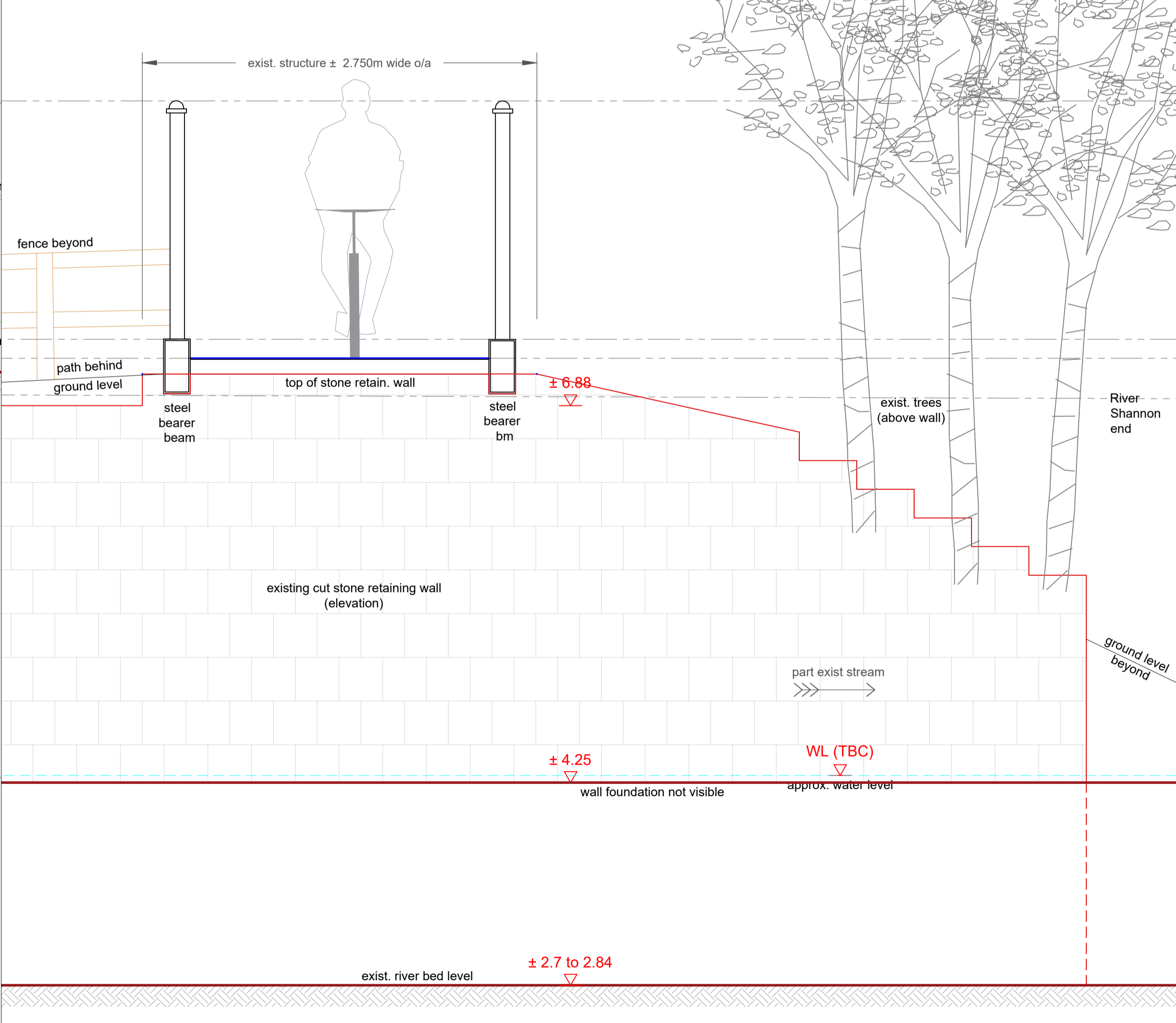
SCALE @ A1	DATE	DRAWN	CHECKED	APPROVED
As Shown	March 2025	ASM/AMR	BL	BL
JOB No.	DRAWING No.	REV.		
2535	RHA-XX-DR-S-SP0022	-		




Plan: Existing Bridge & Path
scale 1:50



EXISTING BRIDGE: LONG-SECTION B1 scale 1:25



EXISTING BRIDGE: SECTIONAL-ELEVATION A1 scale 1:25



- GENERAL NOTES**
- G1. This drawing is to be read in conjunction with all the relevant Architect's and Engineers' drawings and specifications.
 - G2. Do not scale off this drawing. All details and dimensions are to be checked by the Contractor and Manufacture on site prior to commencement of construction/fabrication. Any existing dimensions noted on this drawing are to be checked by the contractor prior to commencement of the works.
 - G3. Any discrepancies are to be reported to the Engineer.
 - G4. All dimensions are in millimetres unless noted otherwise. All levels are in metres relative to Ordnance Datum (OD) at Malin Head.
 - G5. All proprietary materials and products shall be installed and used in accordance with the manufacturer's details and specification.
 - G6. The design of temporary works and the provision of stability of all elements of the work during Construction is the responsibility of the Contractor.

REFERENCE DRAWINGS
 2535-RHA-XX-DR-C-GA-000_R1 GA Detail Design.
 2535-RHA-XX-DR-S-SKP001 Key Plan New Bridges.

© Ordnance Survey Ireland. All Rights Reserved.
 Licence No. 2019/09/CCMA/Limerick City & County Council

REV	DATE	DESCRIPTION	DRG	CHK	APD
-	17.05.2022	Draft for Approval & Planning Purposes	ASM	PGS	BL

REVISIONS
 Copyright Ryan Hanley
 This drawing must not be reproduced in any form without the prior written consent of Ryan Hanley Consulting Engineers

DRAWING STATUS
 PRELIMINARY CONTRACT TENDER CONSTRUCTION
 FOR APPROVAL FOR YOUR INFORMATION AS CONSTRUCTED DRAFT

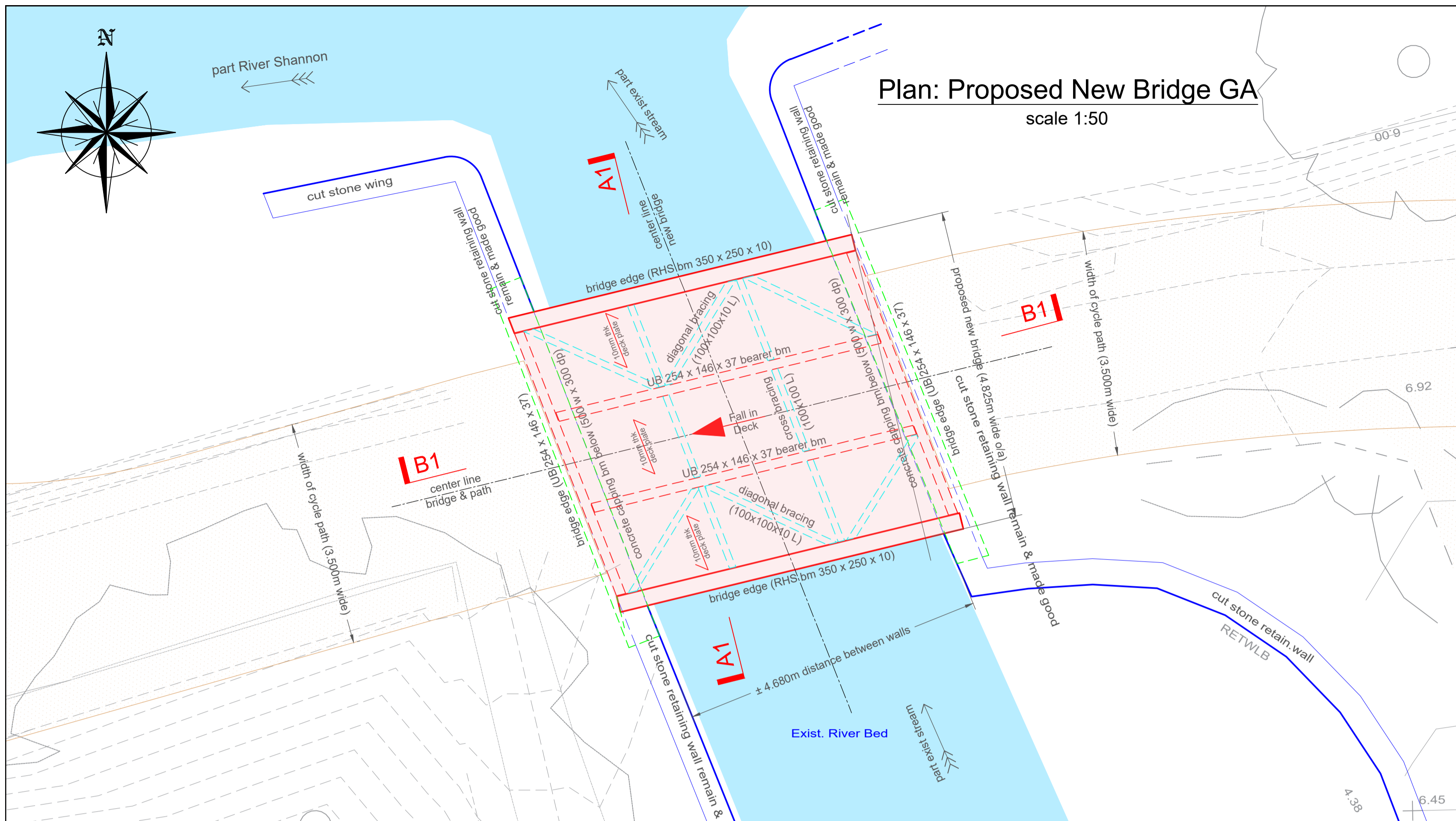
RYAN HANLEY
CONSULTING ENGINEERS
 1 Galway Business Park,
 Dangan, Galway,
 H91A3EF (Head Office).
 Tel: (091) 587116
 Email: info@ryanhanelly.ie
 Web: www.ryanhanelly.ie
DUBLIN - GALWAY - CASTLEBAR - CORK

CLIENT
 Comhairle Cathrach & Contae Luimnigh
 Limerick City & County Council

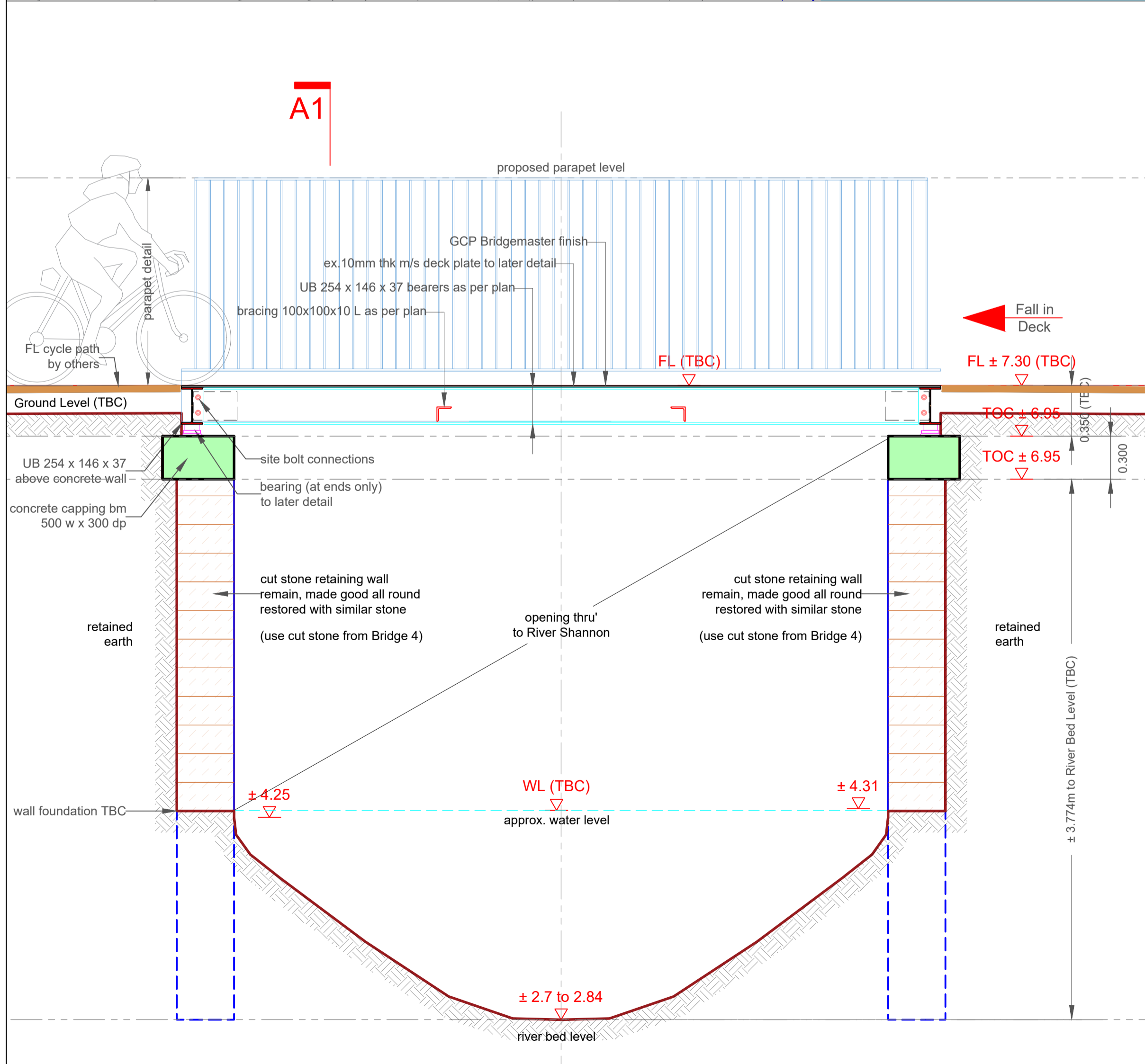
PROJECT
 University of Limerick to National
 Technology Park Cycle Path

TITLE
 BRIDGE 3: EXISTING PLAN
 ELEVATIONS & SECTIONS

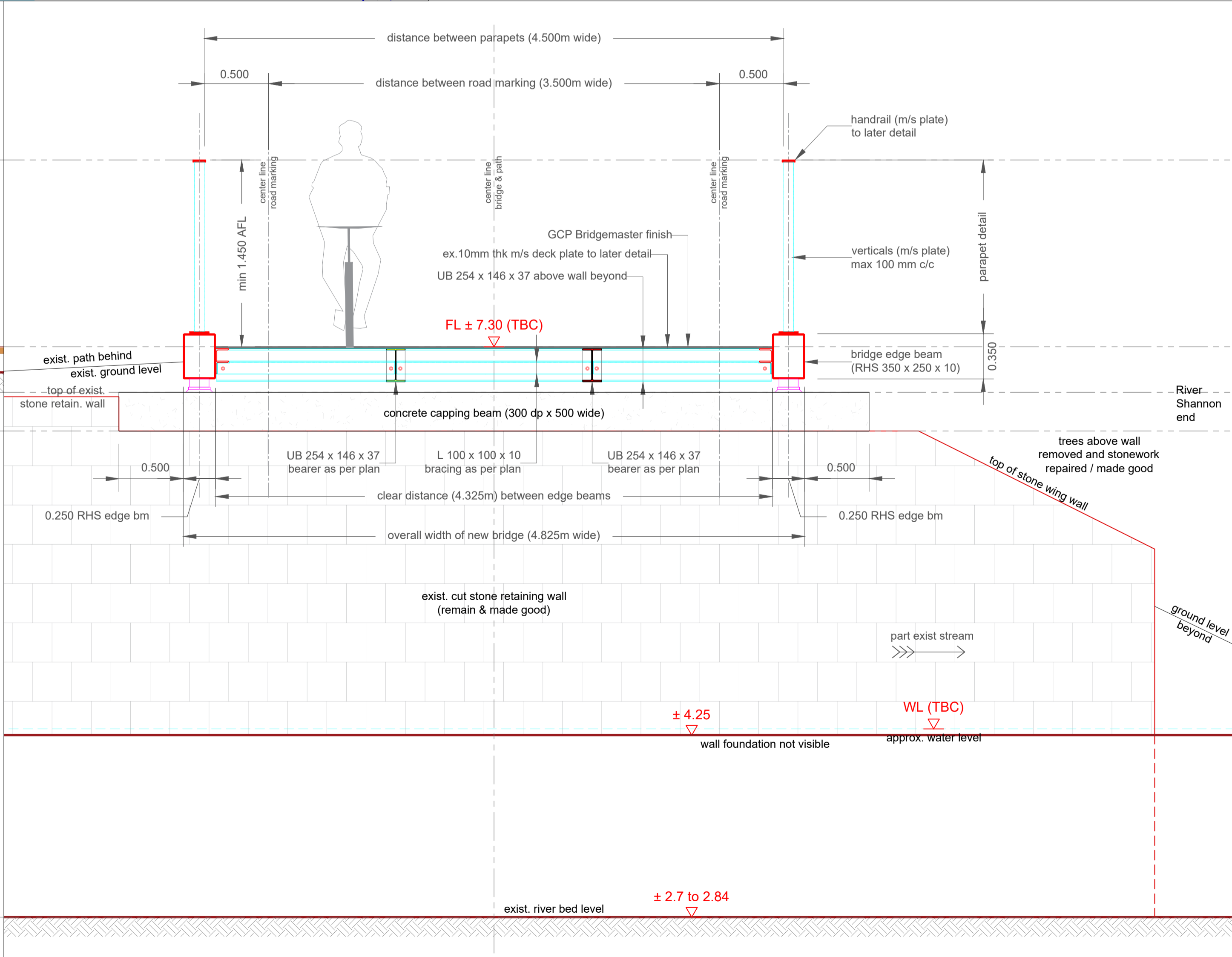
SCALE @ A1	DATE	DRAWN	CHECKED	APPROVED
As Shown	April 2022	ASM	PGS	RW
JOB No.	DRAWING No.	REV.		
2535	RHA-XX-DR-S-SP0030	-		



Plan: Proposed New Bridge GA
scale 1:50



PROPOSED BRIDGE: LONG-SECTION B1 scale 1:25



PROPOSED BRIDGE: SECTIONAL-ELEVATION A1 scale 1:25

GENERAL NOTES

- G1. This drawing is to be read in conjunction with all the relevant Architect's and Engineers' drawings and specifications.
- G2. Do not scale off this drawing. All details and dimensions are to be checked by the Contractor and Manufacture on site prior to commencement of construction/fabrication. Any existing dimensions noted on this drawing are to be checked by the contractor prior to commencement of the works.
- G3. Any discrepancies are to be reported to the Engineer.
- G4. All dimensions are in millimetres unless noted otherwise. All levels are in metres relative to Ordnance Datum (OD) at Malin Head.
- G5. All proprietary materials and products shall be installed and used in accordance with the manufacturer's details and specification.
- G6. The design of temporary works and the provision of stability of all elements of the work during Construction is the responsibility of the Contractor.

REFERENCE DRAWINGS

- 2535-RHA-XX-DR-C-GA-000_R1 GA Detail Design.
- 2535-RHA-XX-DR-S-SKP001 Key Plan New Bridges.

NOTE: AWAITING FINAL SITE INVESTIGATION REPORT
Foundations and Walls Design are Provisional, and all the information shown to be confirmed once the Final Site Investigation Report is complete and confirmed.

© Ordnance Survey Ireland. All Rights Reserved.
Licence No. 2019/09/CCMA/Limerick City & County Council

REV	DATE	DESCRIPTION	DRG	CHK	APD
-	17.05.2022	Draft for Approval & Planning Purposes	ASM	PGS	BL

REVISIONS					

Copyright Ryan Hanley
This drawing must not be reproduced in any form without the prior written consent of Ryan Hanley Consulting Engineers

DRAWING STATUS					
<input checked="" type="checkbox"/>	<input type="checkbox"/>	<input type="checkbox"/>	<input type="checkbox"/>	<input type="checkbox"/>	<input type="checkbox"/>
PRELIMINARY	CONTRACT	TENDER	CONSTRUCTION	FOR APPROVAL	FOR YOUR INFORMATION
<input type="checkbox"/>	<input type="checkbox"/>	<input type="checkbox"/>	<input type="checkbox"/>	<input type="checkbox"/>	<input type="checkbox"/>
AS CONSTRUCTED	DRAFT				

RYAN HANLEY
CONSULTING ENGINEERS
1 Galway Business Park,
Dangan, Galway,
H91A3EF (Head Office).
Tel: (091) 587116
Email: info@ryanhaley.ie
Web: www.ryanhaley.ie


DUBLIN - GALWAY - CASTLEBAR - CORK

CLIENT
Comhairle Cathrach & Contae Luimnigh
Limerick City & County Council

PROJECT
University of Limerick to National
Technology Park Cycle Path

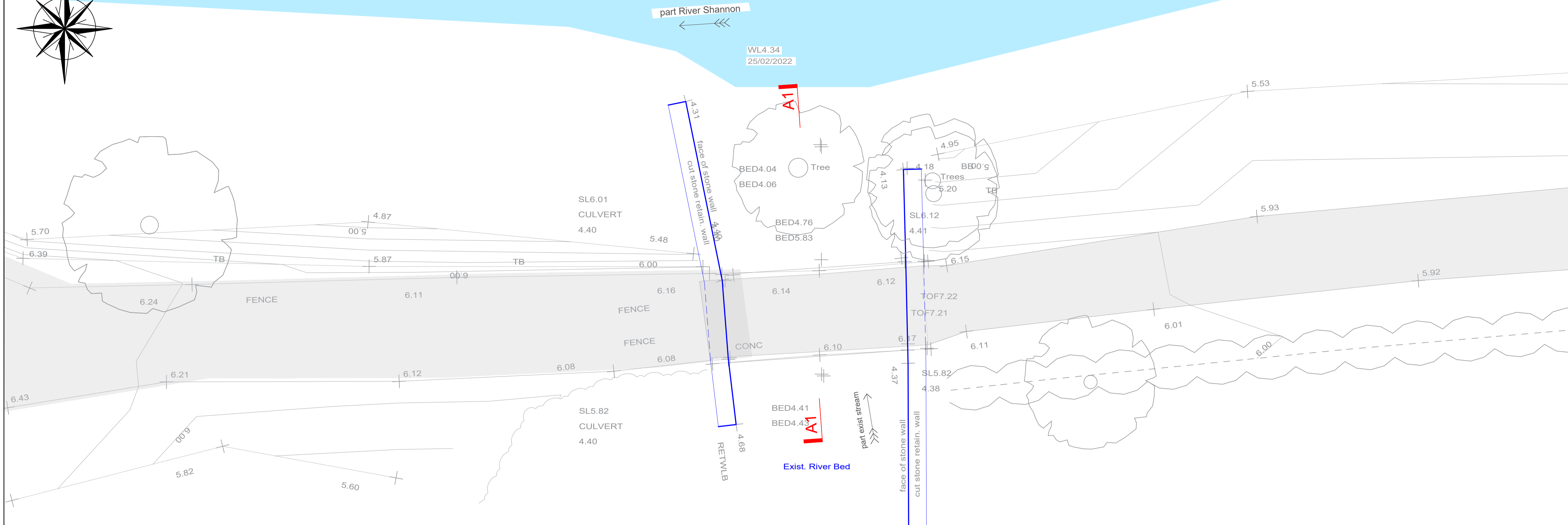
TITLE
BRIDGE 3: PROPOSED PLAN
ELEVATIONS & SECTIONS

SCALE @ A1	DATE	DRAWN	CHECKED	APPROVED
As Shown	April 2022	ASM	PGS	RW
JOB No.	DRAWING No.	REV.		
2535	RHA-XX-DR-S-SP0031	-		



PLAN: EXISTING BRIDGE & PATH

scale 1:50



GENERAL NOTES

- G1. This drawing is to be read in conjunction with all the relevant Architect's and Engineers' drawings and specifications.
- G2. Do not scale off this drawing. All details and dimensions are to be checked by the Contractor and Manufacture on site prior to commencement of construction/fabrication. Any existing dimensions noted on this drawing are to be checked by the contractor prior to commencement of the works.
- G3. Any discrepancies are to be reported to the Engineer.
- G4. All dimensions are in millimetres unless noted otherwise. All levels are in metres relative to Ordnance Datum (OD) at Malin Head.
- G5. All proprietary materials and products shall be installed and used in accordance with the manufacturer's details and specification.
- G6. The design of temporary works and the provision of stability of all elements of the work during Construction is the responsibility of the Contractor.

REFERENCE DRAWINGS

2535-RHA-XX-DR-C-GA-000_R1 GA Detail Design.
2535-RHA-XX-DR-S-SKP001 Key Plan New Bridges.

© Ordnance Survey Ireland. All Rights Reserved.
Licence No. 2019/09/CCMA/Limerick City & County Council

REV	DATE	DESCRIPTION	DRG	CHK	APD
-	17.05.2022	Draft for Approval & Planning Purposes	ASM	PGS	BL

Copyright Ryan Hanley
This drawing must not be reproduced in any form without the prior written consent of Ryan Hanley Consulting Engineers

<input checked="" type="checkbox"/> PRELIMINARY	<input type="checkbox"/> CONTRACT	<input type="checkbox"/> TENDER	<input type="checkbox"/> CONSTRUCTION
<input type="checkbox"/> FOR APPROVAL	<input type="checkbox"/> FOR YOUR INFORMATION	<input type="checkbox"/> AS CONSTRUCTED	<input type="checkbox"/> DRAFT

RYAN HANLEY
CONSULTING ENGINEERS
1 Galway Business Park,
Dangan, Galway,
H91A3EF (Head Office).
Tel: (091) 587116
Email: info@ryanhaley.ie
Web: www.ryanhaley.ie
DUBLIN - GALWAY - CASTLEBAR - CORK

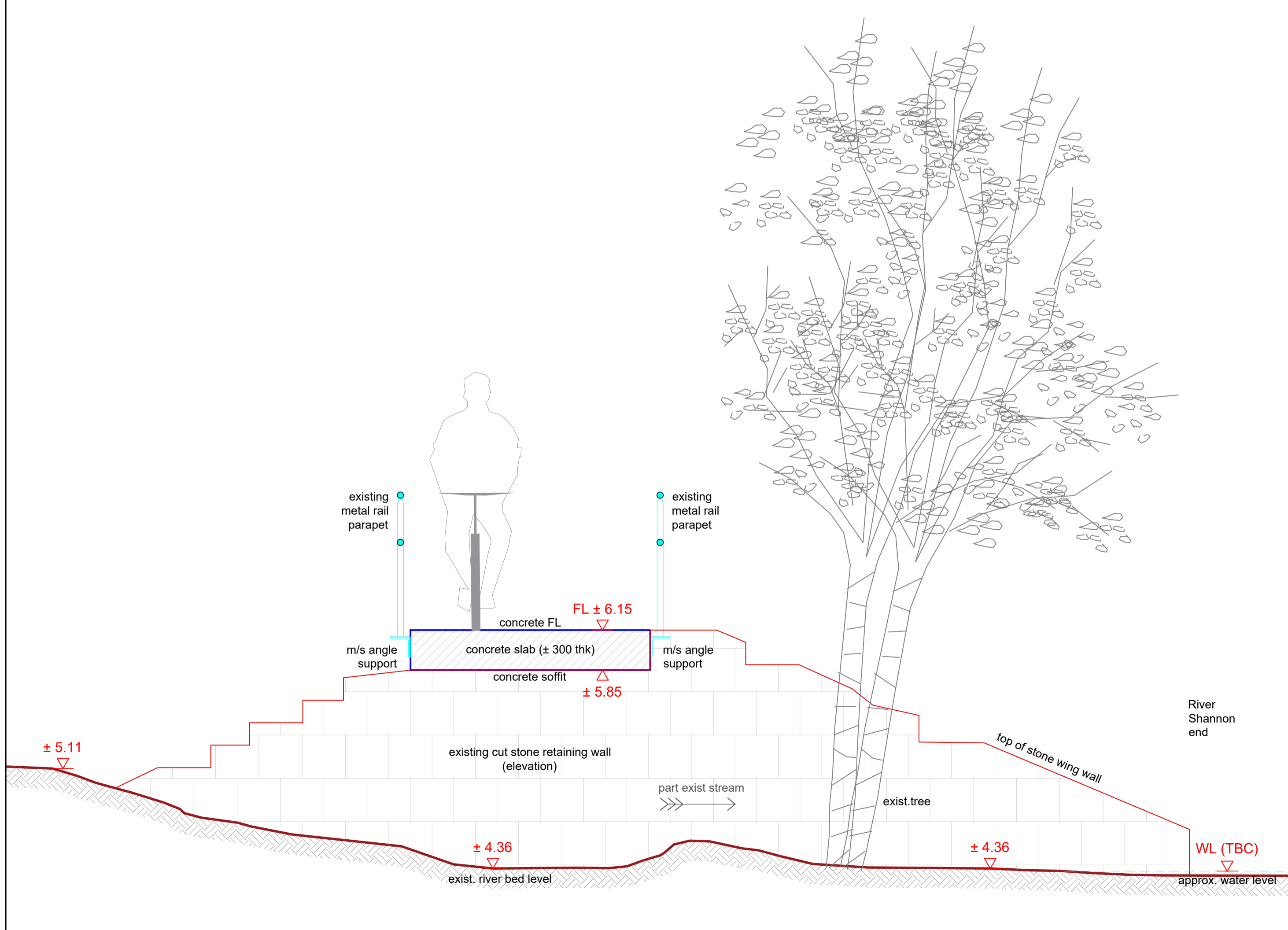
CLIENT
Comhairle Cathrach & Contae Luimnigh
Limerick City & County Council

PROJECT
University of Limerick to National Technology Park Cycle Path

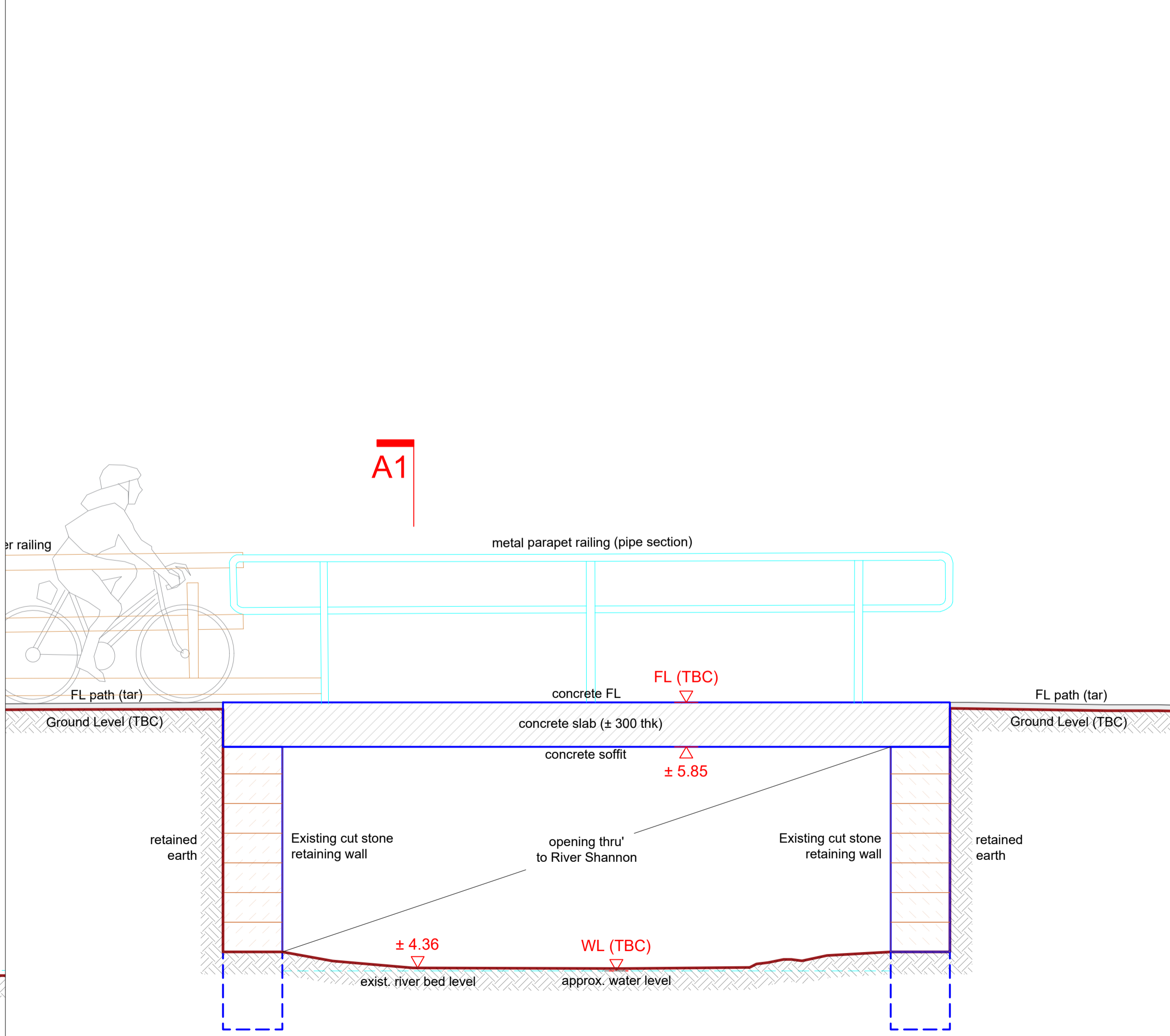
TITLE
BRIDGE : EXISTING PLAN ELEVATIONS & SECTIONS

Sheet 1 of 1

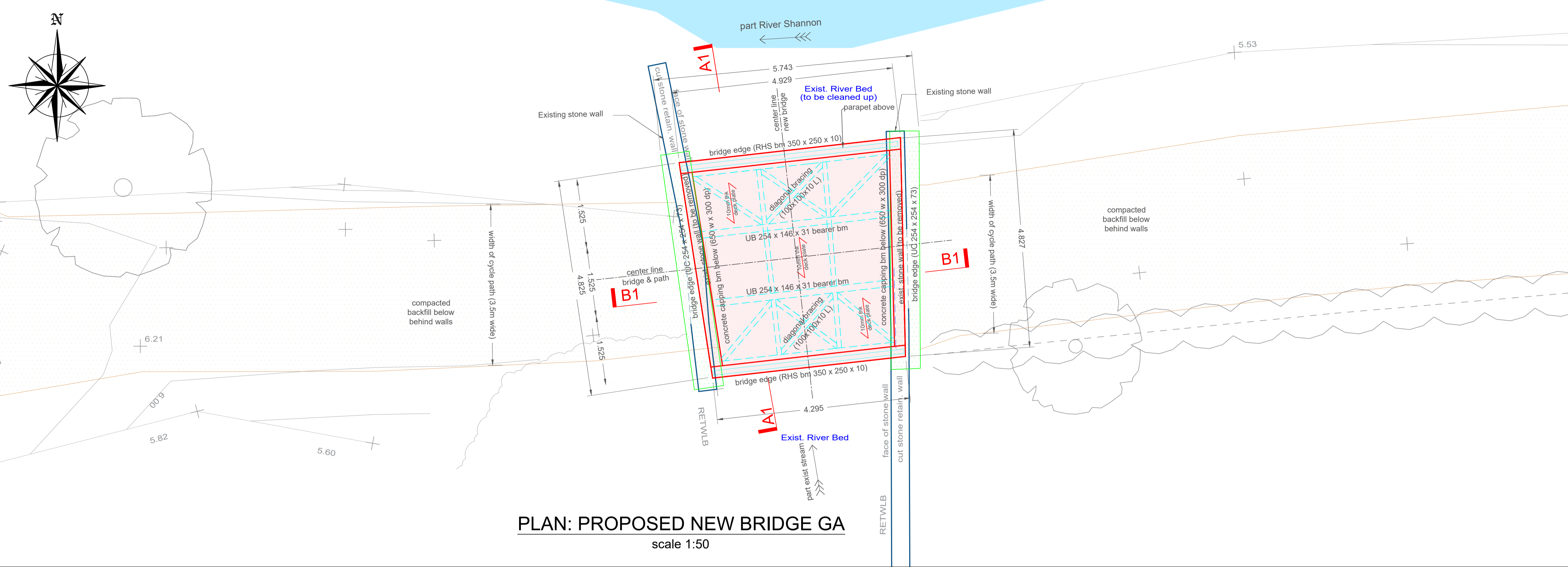
SCALE @ A1	DATE	DRAWN	CHECKED	APPROVED
As Shown	April 2022	ASM	PGS	RW
JOB No.	DRAWING No.	REV.		
2535	RHA-XX-DR-S-SP0040	-		



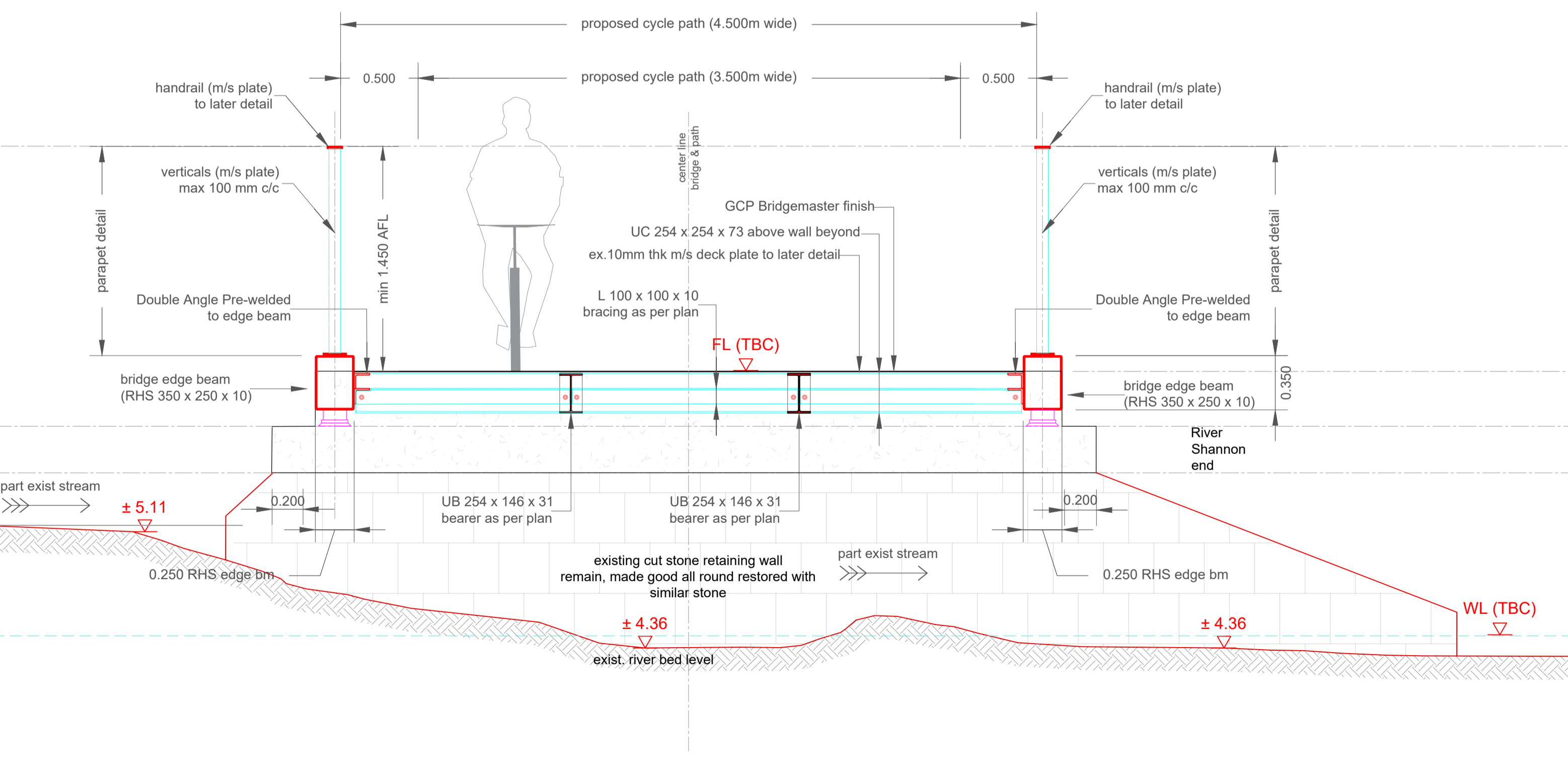
EXISTING BRIDGE: SECTIONAL-ELEVATION A1 scale 1:25



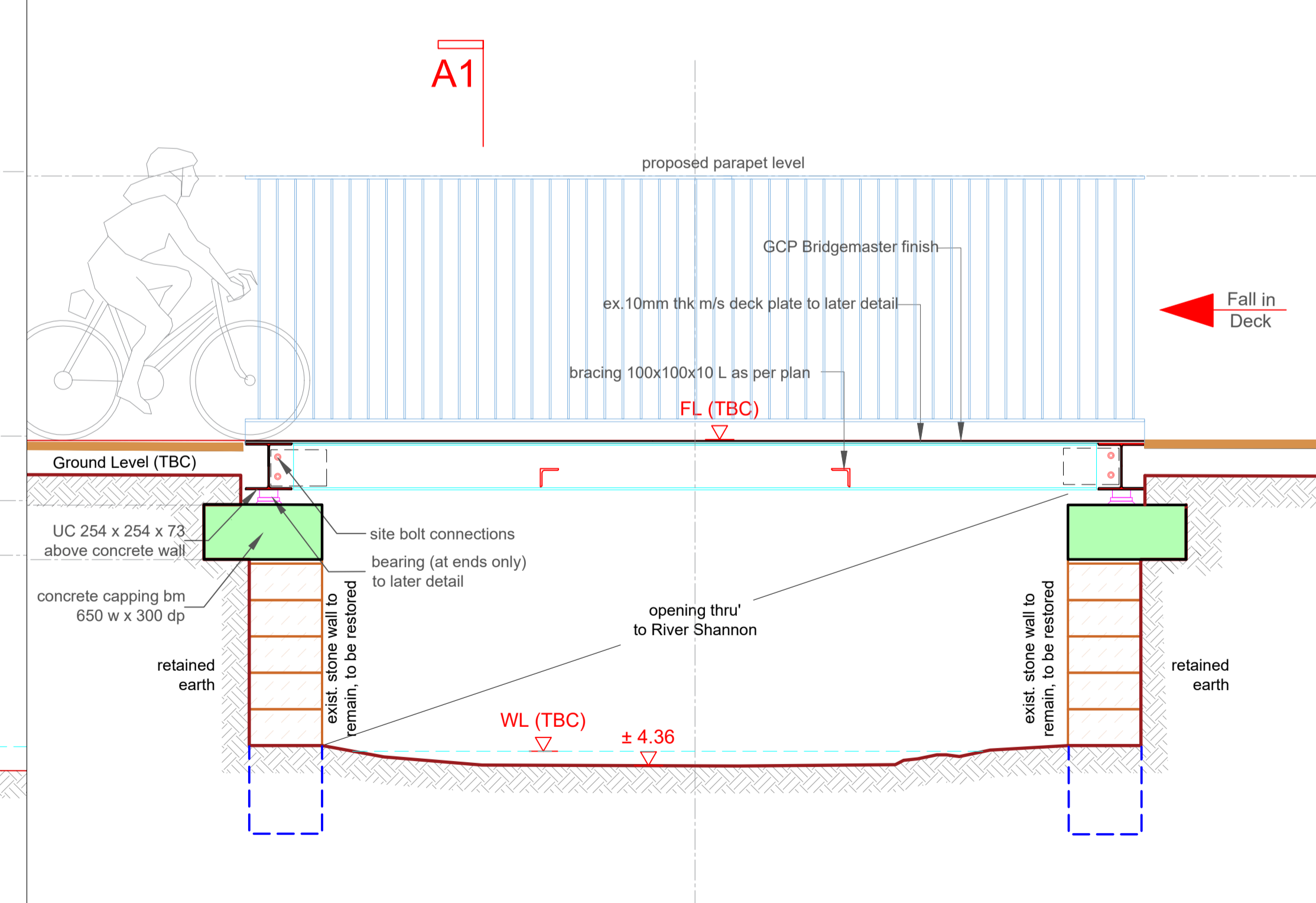
EXISTING BRIDGE: LONG-SECTION B1 scale 1:25



PLAN: PROPOSED NEW BRIDGE GA
scale 1:50



PROPOSED BRIDGE: SECTIONAL-ELEVATION A1 scale 1:25



PROPOSED BRIDGE: LONG-SECTION B1 scale 1:25

GENERAL NOTES

- G1. This drawing is to be read in conjunction with all the relevant Architect's and Engineers' drawings and specifications.
- G2. Do not scale off this drawing. All details and dimensions are to be checked by the Contractor and Manufacture on site prior to commencement of construction/fabrication. Any existing dimensions noted on this drawing are to be checked by the contractor prior to commencement of the works.
- G3. Any discrepancies are to be reported to the Engineer.
- G4. All dimensions are in millimetres unless noted otherwise. All levels are in metres relative to Ordnance Datum (OD) at Malin Head.
- G5. All proprietary materials and products shall be installed and used in accordance with the manufacturer's details and specification.
- G6. The design of temporary works and the provision of stability of all elements of the work during Construction is the responsibility of the Contractor.

REFERENCE DRAWINGS

- 2535-RHA-XX-DR-C-GA-000_R1 GA Detail Design.
- 2535-RHA-XX-DR-S-SKP001 Key Plan New Bridges.

NOTE: AWAITING FINAL SITE INVESTIGATION REPORT
Foundations and Walls Design are Provisional, and all the information shown to be confirmed once the Final Site Investigation Report is complete and confirmed.

© Ordnance Survey Ireland. All Rights Reserved.
Licence No. 2019/09/CCMA/Limerick City & County Council

REV	DATE	DESCRIPTION	DRG	CHK	APD
P01	04.07.2024	Draft for Approval & Planning Purposes. Culvert omitted and new bridge design.	AR	RW	BL
-	17.05.2022	Draft for Approval & Planning Purposes.	ASM	PGS	BL

REVISIONS

Copyright Ryan Hanley
This drawing must not be reproduced in any form without the prior written consent of Ryan Hanley Consulting Engineers

DRAWING STATUS
 PRELIMINARY CONTRACT TENDER CONSTRUCTION
 FOR APPROVAL FOR YOUR INFORMATION AS CONSTRUCTED DRAFT

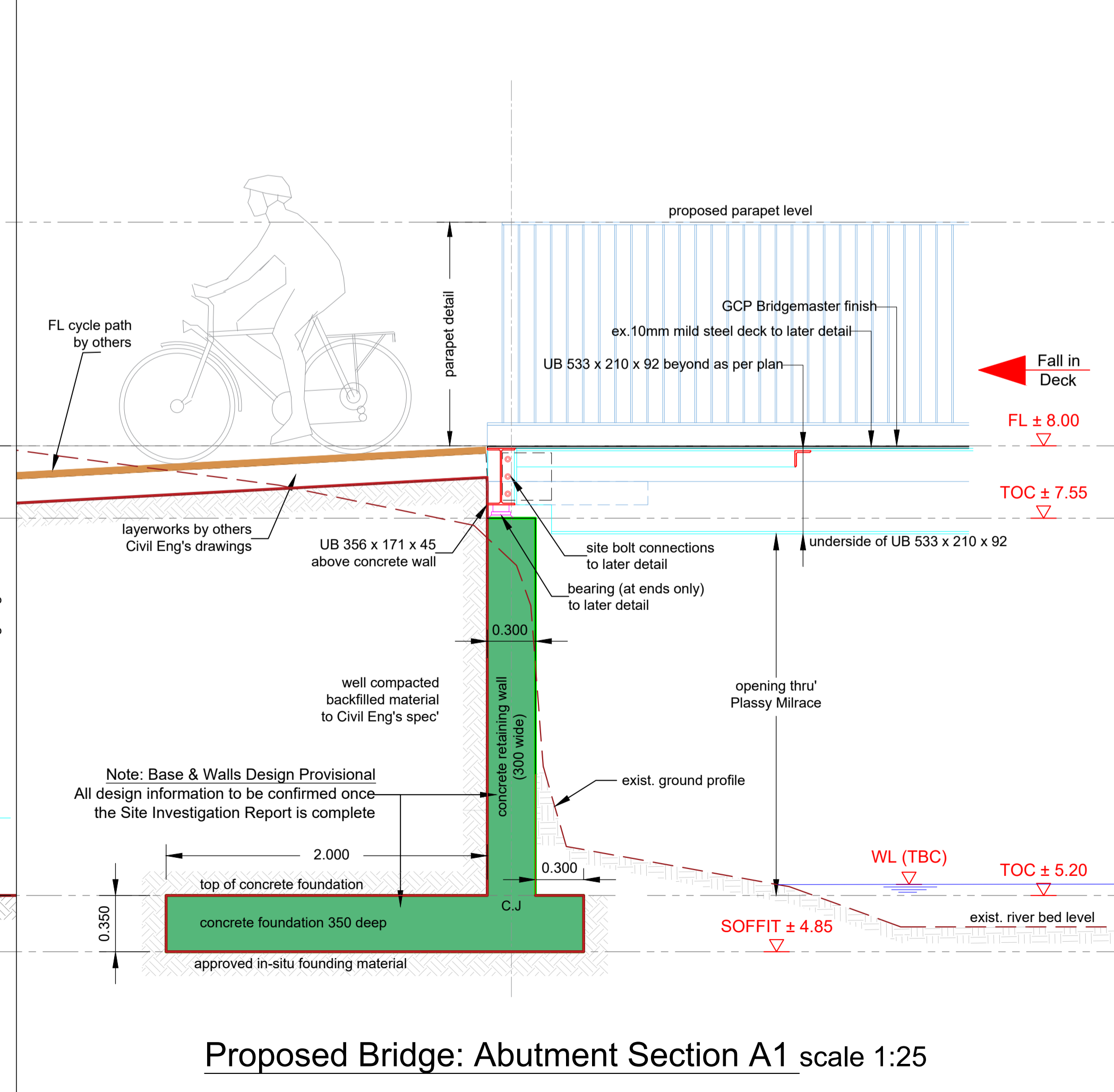
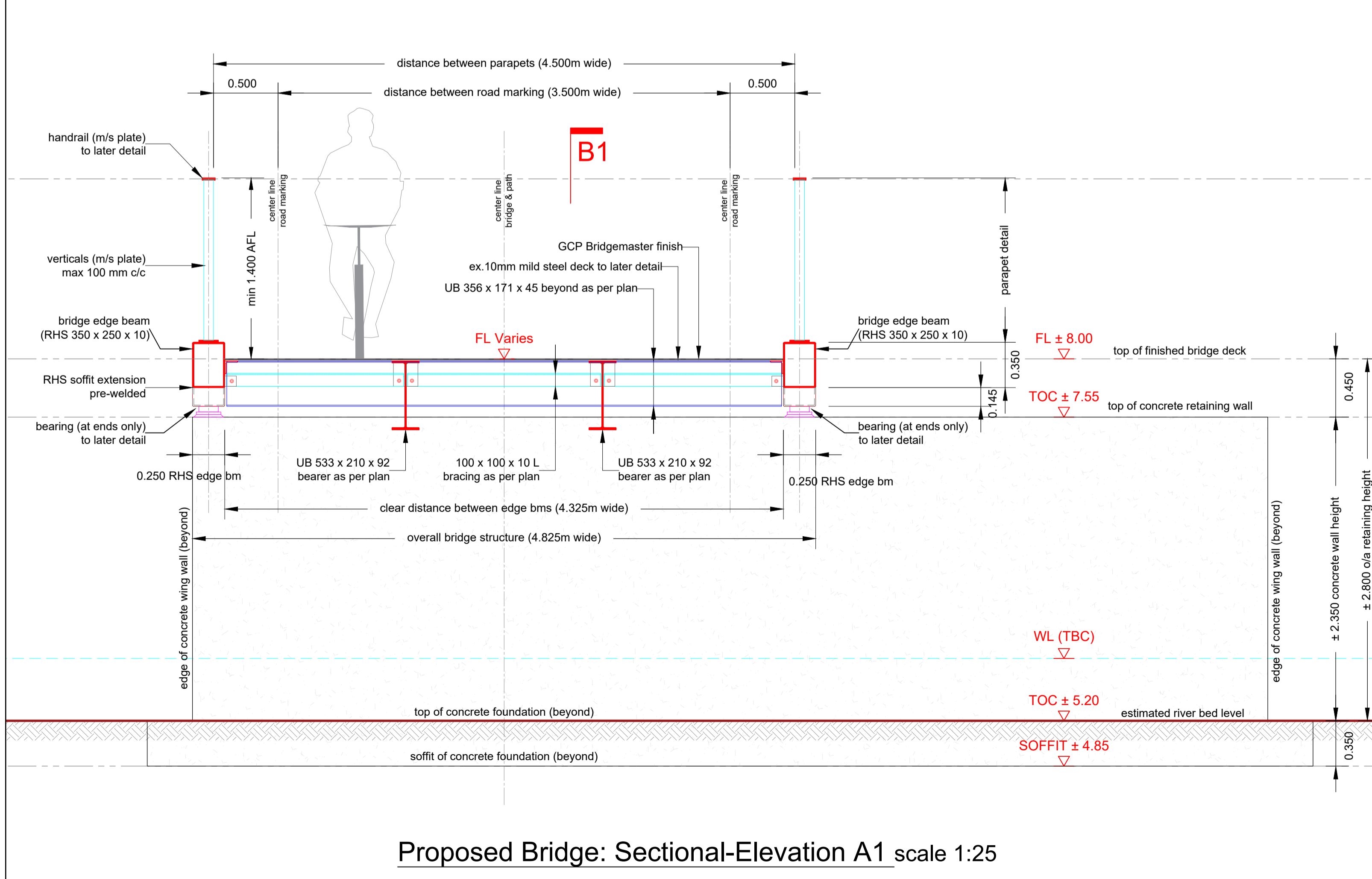
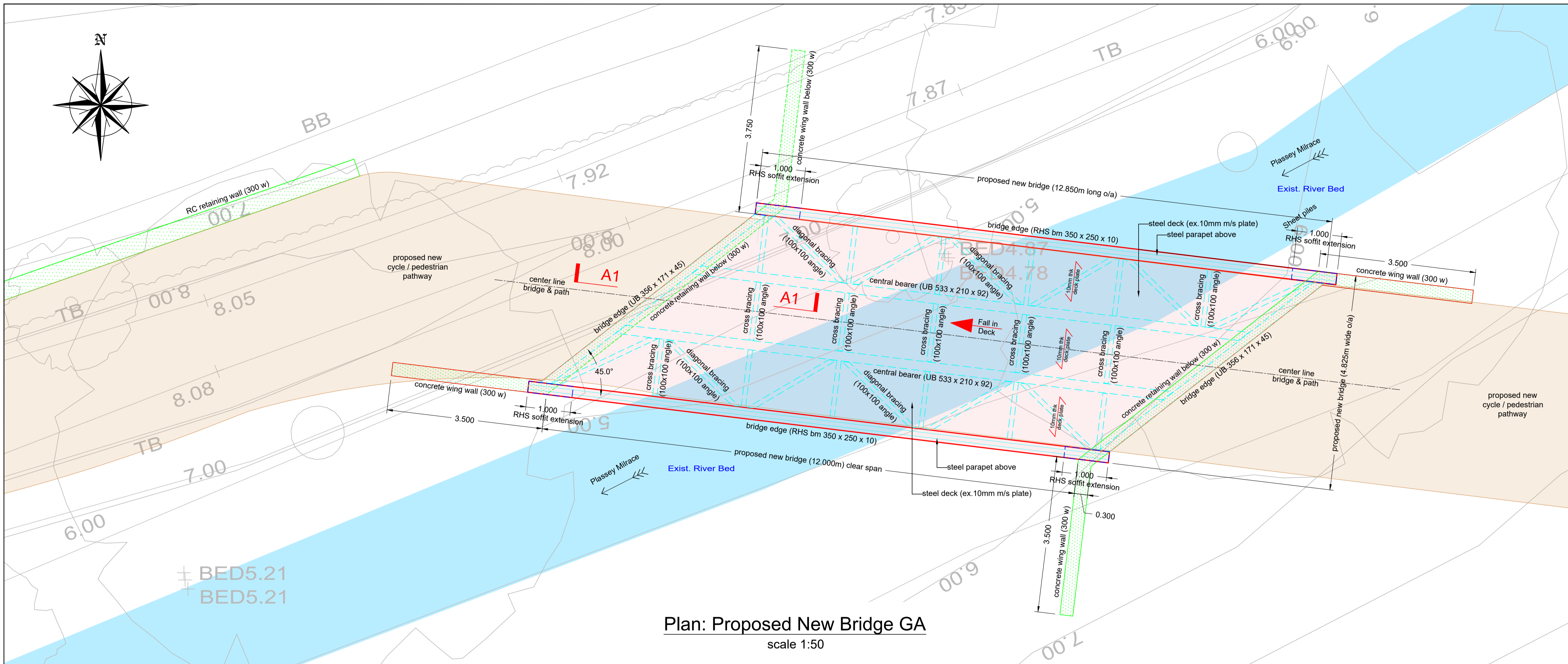
RYAN HANLEY
CONSULTING ENGINEERS
1 Galway Business Park,
Dangan, Galway,
H91A3EF (Head Office).
Tel: (091) 587116
Email: info@ryanhanelly.ie
Web: www.ryanhanelly.ie
DUBLIN - GALWAY - CASTLEBAR - CORK

CLIENT
Comhairle Cathrach
& Contae Luimnigh
Limerick City
& County Council

PROJECT
University of Limerick to National
Technology Park Cycle Path

TITLE
BRIDGE 4: PROPOSED PLAN
ELEVATIONS & SECTIONS

SCALE @ A1	DATE	DRAWN	CHECKED	APPROVED
As Shown	April 2022	ASM	PGS	RW
JOB No.	DRAWING No.	REV		
2535	RHA-XX-DR-S-SP0041	P01		



- GENERAL NOTES**
- This drawing is to be read in conjunction with all the relevant Architect's and Engineers' drawings and specifications.
 - Do not scale off this drawing. All details and dimensions are to be checked by the Contractor and Manufacture on site prior to commencement of construction/fabrication. Any existing dimensions noted on this drawing are to be checked by the contractor prior to commencement of the works.
 - Any discrepancies are to be reported to the Engineer.
 - All dimensions are in millimetres unless noted otherwise. All levels are in metres relative to Ordnance Datum (OD) at Malin Head.
 - All proprietary materials and products shall be installed and used in accordance with the manufacturer's details and specification.
 - The design of temporary works and the provision of stability of all elements of the work during Construction is the responsibility of the Contractor.

REFERENCE DRAWINGS

2535-RHA-XX-DR-C-GA-000_R1 GA Detail Design.
 2535-RHA-XX-DR-S-SKP001 Key Plan New Bridges.

© Ordnance Survey Ireland. All Rights Reserved.
 Licence No. 2019/09/CCMA/Limerick City & County Council

REV	DATE	DESCRIPTION	DRG	CHK	APD
-	10.05.2022	Draft for Approval & Planning Purposes	ASM	PGS	BL

Copyright Ryan Hanley
 This drawing must not be reproduced in any form without the prior written consent of Ryan Hanley Consulting Engineers

DRAWING STATUS

<input checked="" type="checkbox"/> PRELIMINARY	<input type="checkbox"/> CONTRACT	<input type="checkbox"/> TENDER	<input type="checkbox"/> CONSTRUCTION
<input type="checkbox"/> FOR APPROVAL	<input type="checkbox"/> FOR YOUR INFORMATION	<input type="checkbox"/> AS CONSTRUCTED	<input type="checkbox"/> DRAFT

RYAN HANLEY
CONSULTING ENGINEERS
 1 Galway Business Park,
 Dangan, Galway,
 H91A3EF (Head Office).
 Tel: (091) 587116
 Email: info@ryanhanelly.ie
 Web: www.ryanhanelly.ie

DUBLIN - GALWAY - CASTLEBAR - CORK

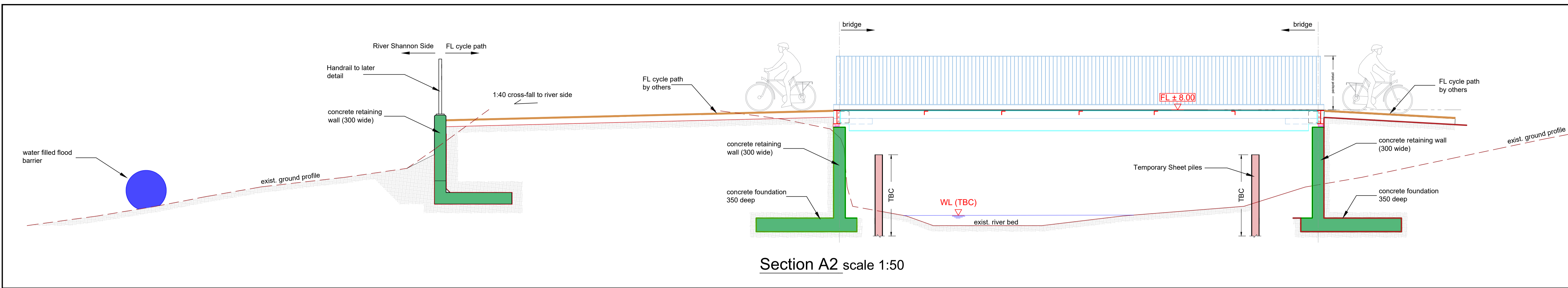
CLIENT: Comhairle Cathrach & Contae Lúimigh, Limerick City & County Council

PROJECT: University of Limerick to National Technology Park Cycle Path

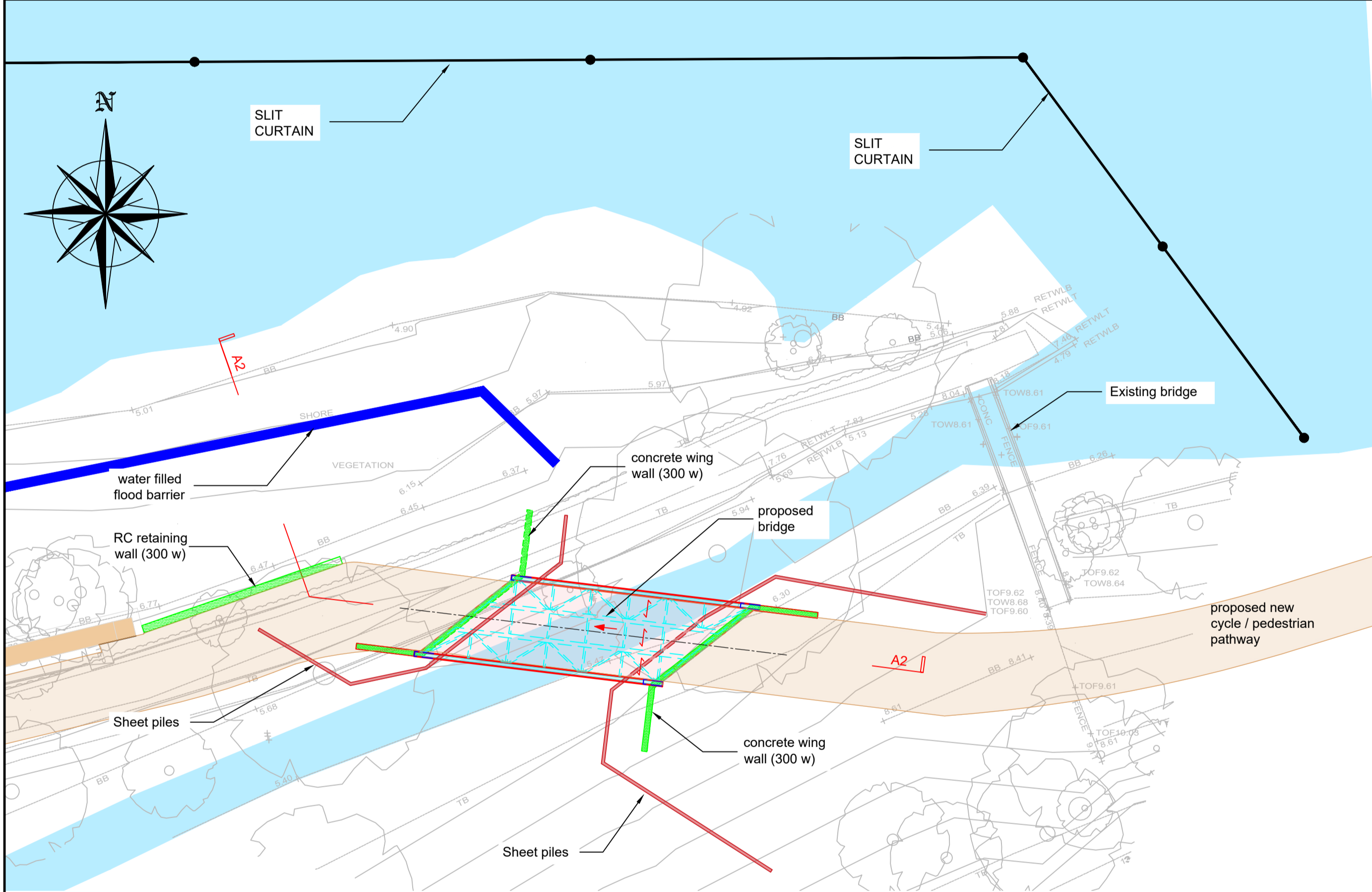
TITLE: BRIDGE 5: PROPOSED PLAN ELEVATION & SECTIONS

Sheet 1 of 1

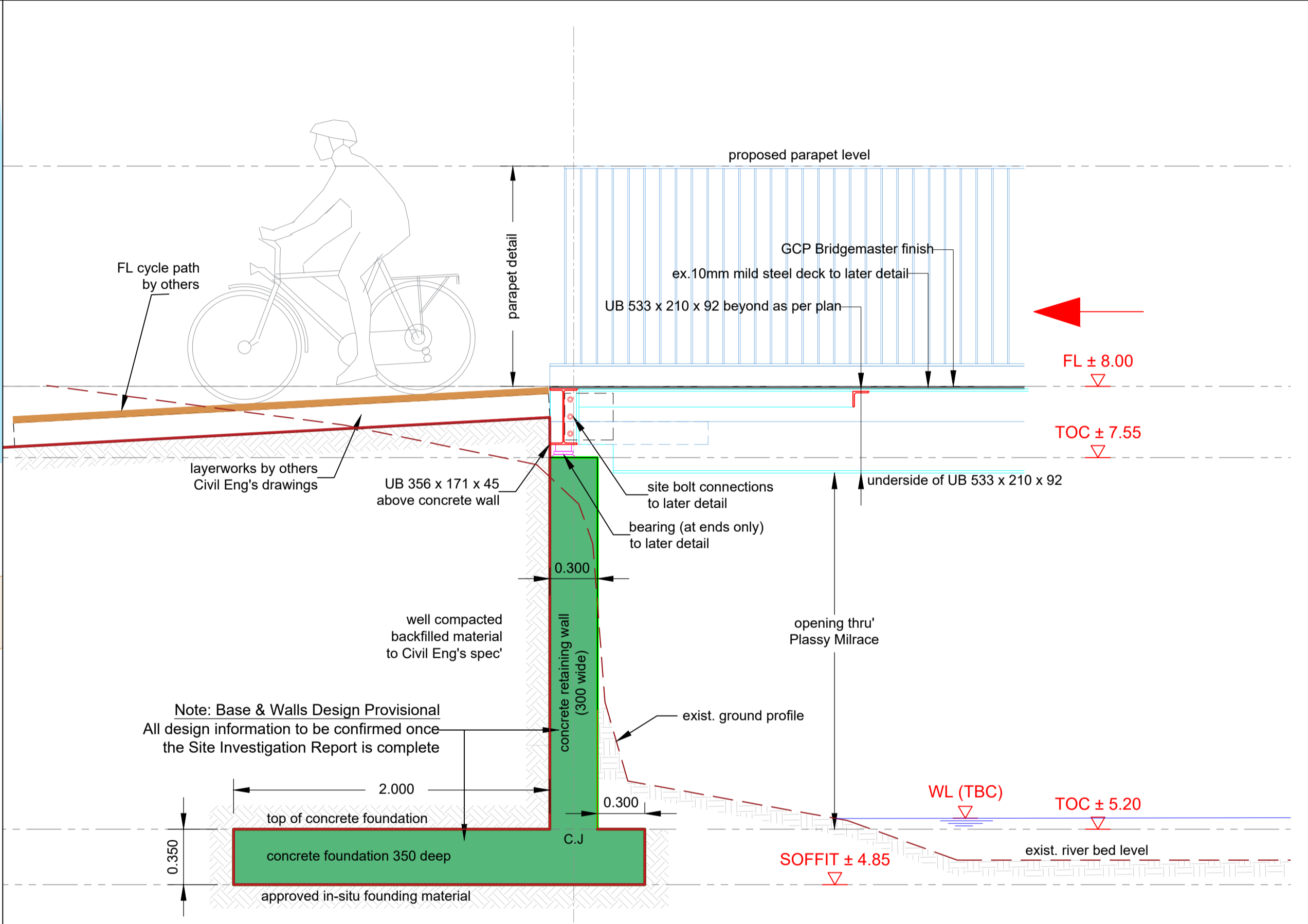
SCALE @ A1	DATE	DRAWN	CHECKED	APPROVED
As Shown	April 2022	ASM	PGS	RW
JOB No.	DRAWING No.	REV.		
2535	RHA-XX-DR-S-SP0051	-		



Section A2 scale 1:50



Plan: Proposed New Bridge GA scale 1:200



Proposed Bridge: Abutment Section A1 scale 1:25

GENERAL NOTES

- G1. This drawing is to be read in conjunction with all the relevant Architect's and Engineers' drawings and specifications.
- G2. Do not scale off this drawing. All details and dimensions are to be checked by the Contractor and Manufacture on site prior to commencement of construction/fabrication. Any existing dimensions noted on this drawing are to be checked by the contractor prior to commencement of the works.
- G3. Any discrepancies are to be reported to the Engineer.
- G4. All dimensions are in millimetres unless noted otherwise. All levels are in metres relative to Ordnance Datum (OD) at Malin Head.
- G5. All proprietary materials and products shall be installed and used in accordance with the manufacturer's details and specification.
- G6. The design of temporary works and the provision of stability of all elements of the work during Construction is the responsibility of the Contractor.

REFERENCE DRAWINGS

- 2535-RHA-XX-DR-C-GA-000_R1 GA Detail Design.
- 2535-RHA-XX-DR-S-SKP001 Key Plan New Bridges.
- 2535-RHA-XX-DR-S-SP0050 Existing Plan & Elevation
- 2535-RHA-XX-DR-S-SP0051 Proposed Plan & Elevation

© Ordnance Survey Ireland. All Rights Reserved.
Licence No. 2019/09/CCMA/Limerick City & County Council

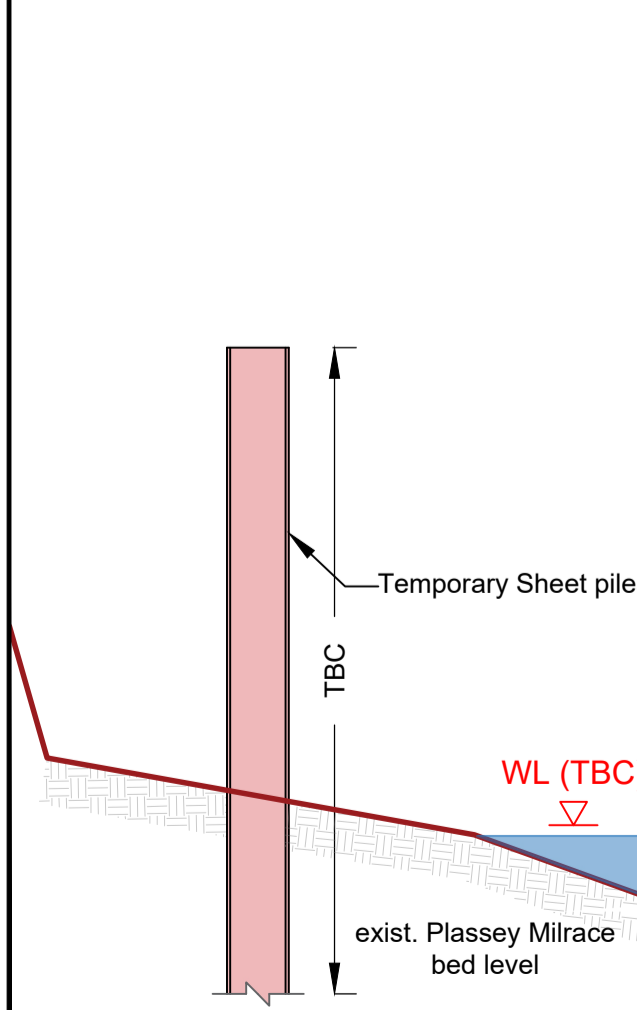
REV	DATE	DESCRIPTION	DRG	CHK	APD
REVISIONS					

Copyright Ryan Hanley
This drawing must not be reproduced in any form without the prior written consent of Ryan Hanley Consulting Engineers

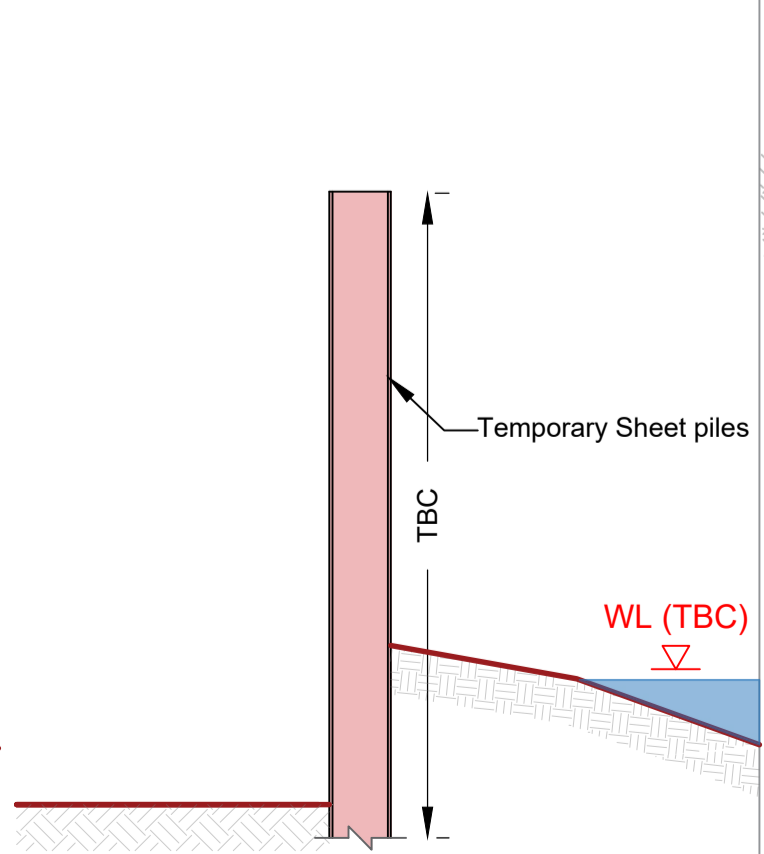
DRAWING STATUS

<input checked="" type="checkbox"/> PRELIMINARY	<input type="checkbox"/> CONTRACT	<input type="checkbox"/> TENDER	<input type="checkbox"/> CONSTRUCTION
<input type="checkbox"/> FOR APPROVAL	<input type="checkbox"/> FOR YOUR INFORMATION	<input type="checkbox"/> AS CONSTRUCTED	<input type="checkbox"/> DRAFT

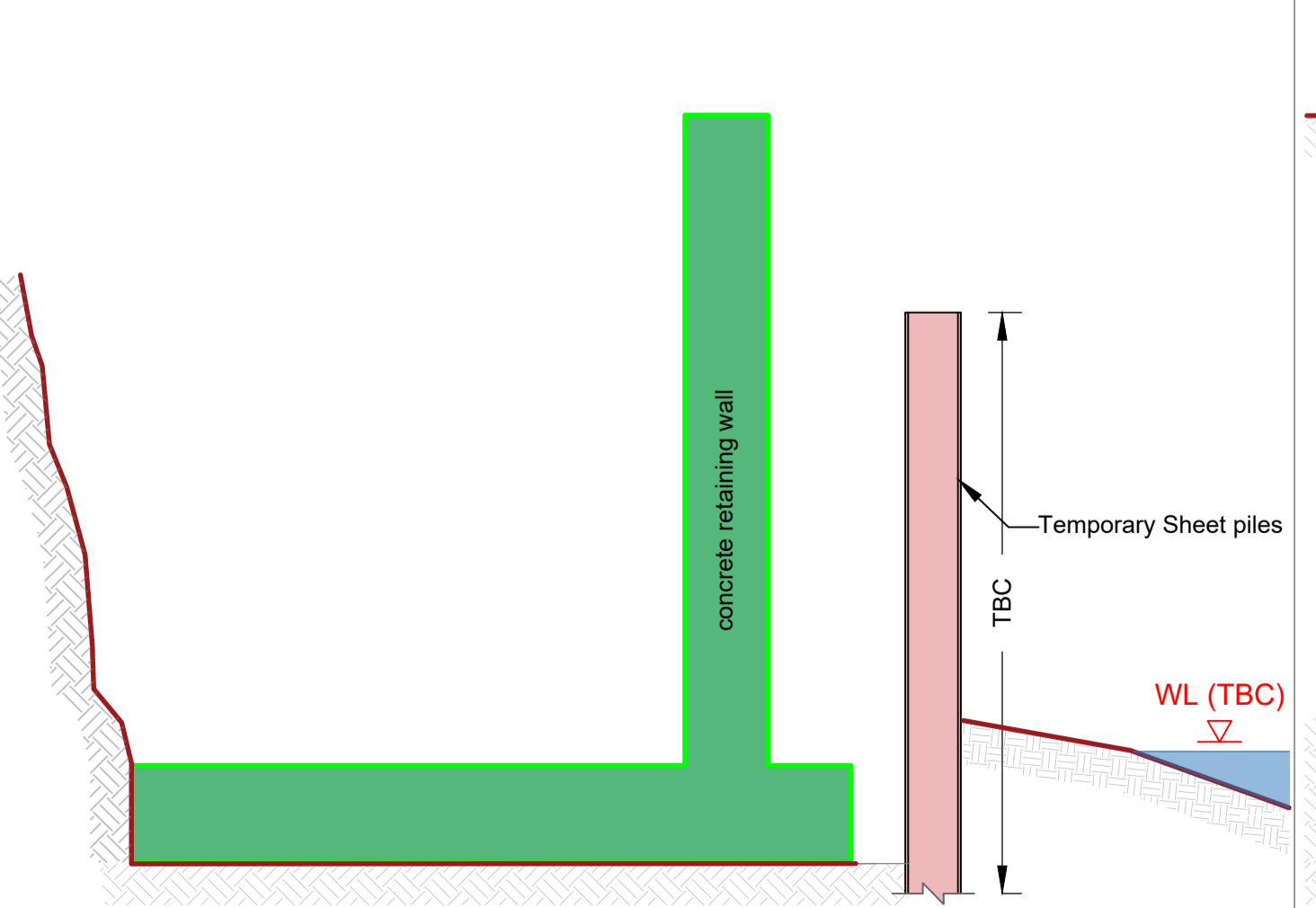
STEP 1
Install Sheet Piles



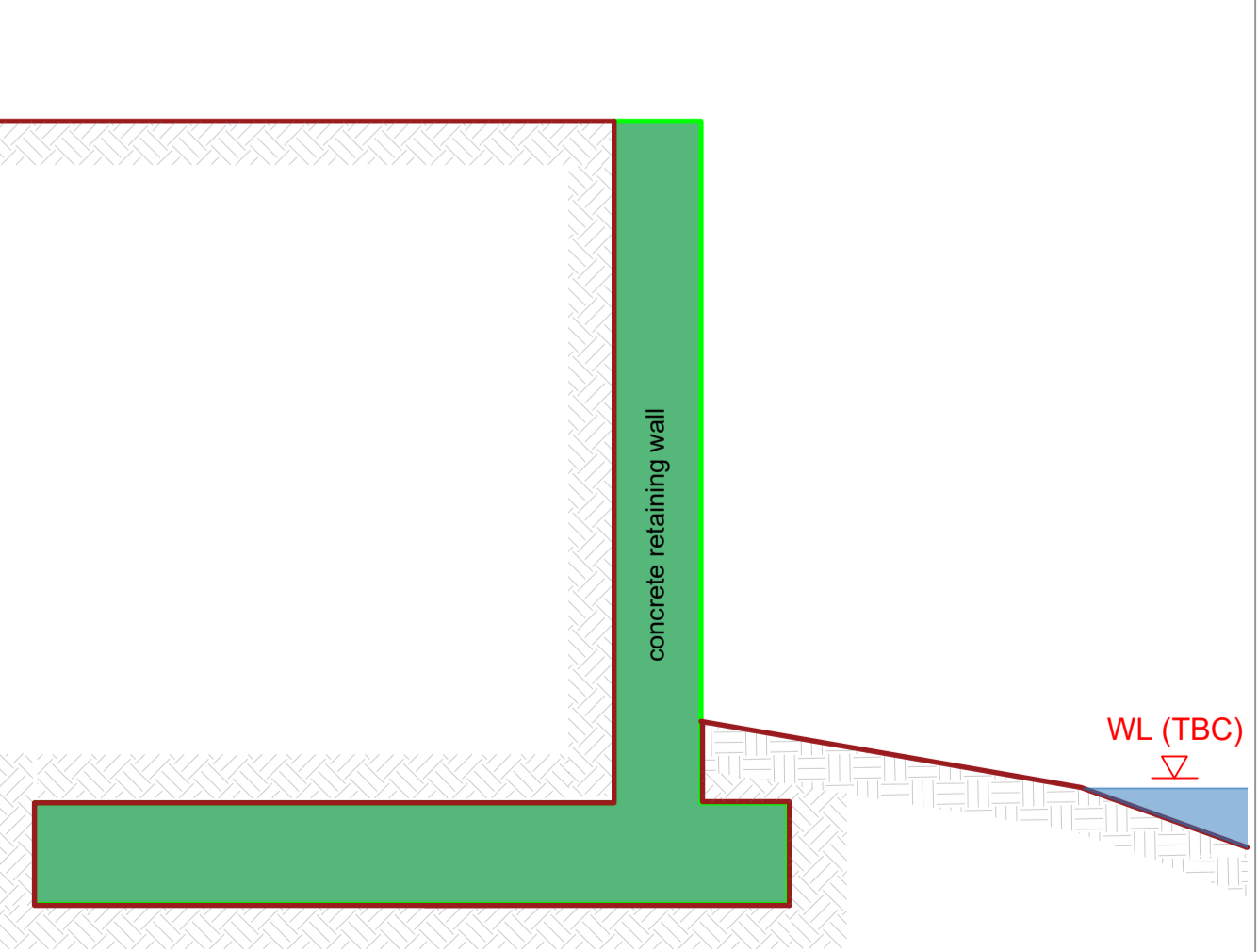
STEP 2
Excavate & Dewater behind sheetpile to create a dry dock



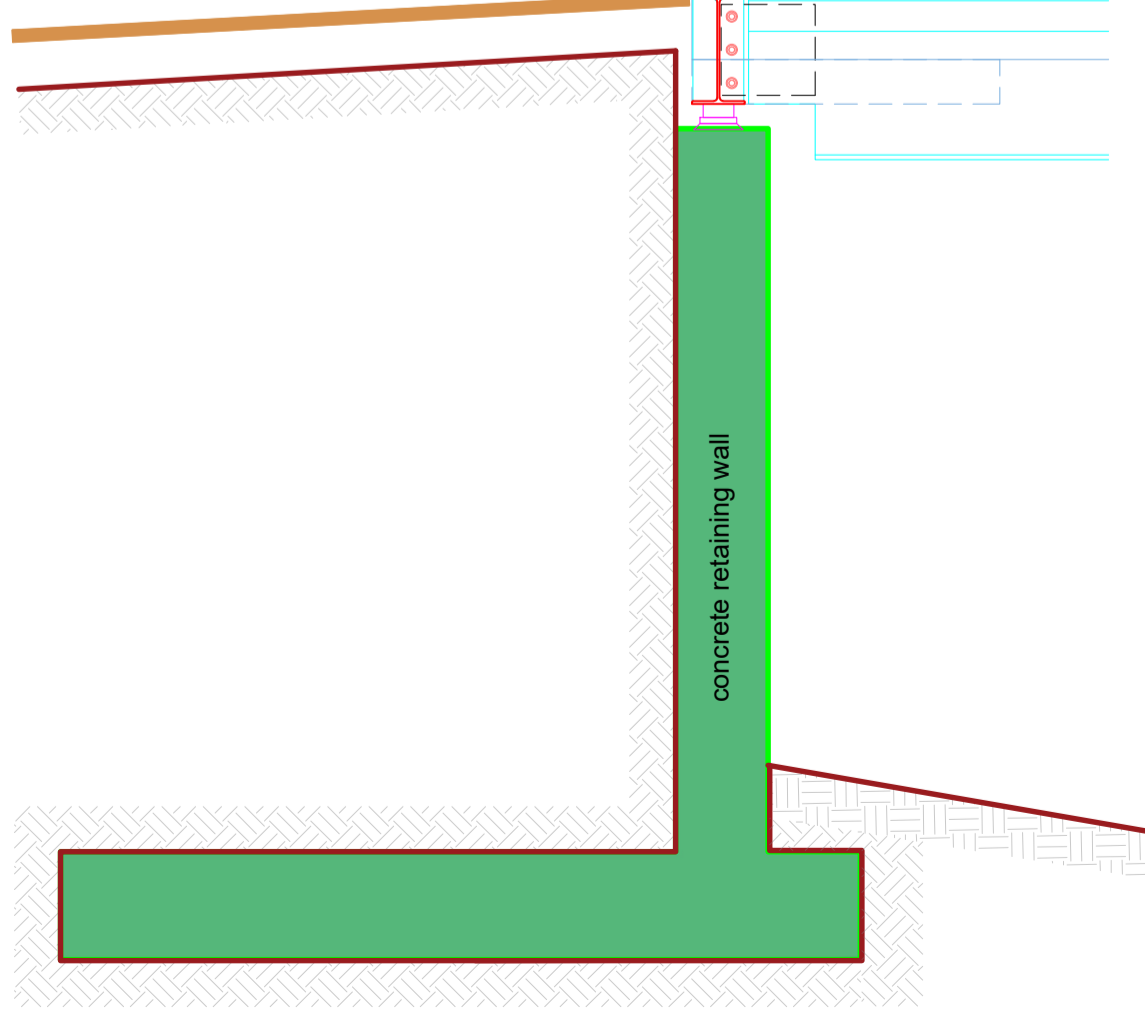
STEP 3
Construct Foundation



STEP 4
Backfill



STEP 5
Construct Bridge



Construction Sequence scale 1:25

RYAN HANLEY
CONSULTING ENGINEERS

1 Galway Business Park,
Dangan, Galway,
H91A3EF (Head Office).
Tel: (091) 587116
Email: info@ryanhaley.ie
Web: www.ryanhaley.ie

DUBLIN - GALWAY - CASTLEBAR - CORK

CLIENT Comhairle Cathrach & Contae Luimnigh
Limerick City & County Council

PROJECT
University of Limerick to National Technology Park Cycle Path

TITLE
BRIDGE 5: POSSIBLE CONSTRUCTION SEQUENCE PLAN & SECTION Sheet 1 of 1

SCALE @ A1	DATE	DRAWN	CHECKED	APPROVED
As Shwon	JAN 2025	ASM/AMR	RW	BL
JOB No.	DRAWING No.			REV.
2535	RHA-XX-DR-S-SP0052			-